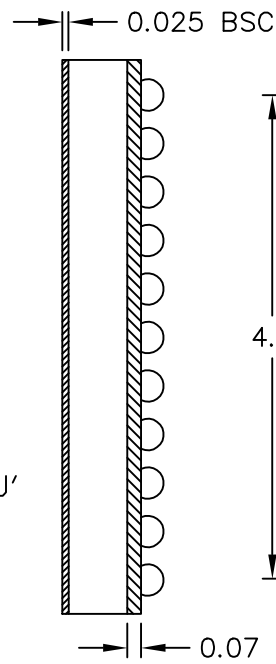
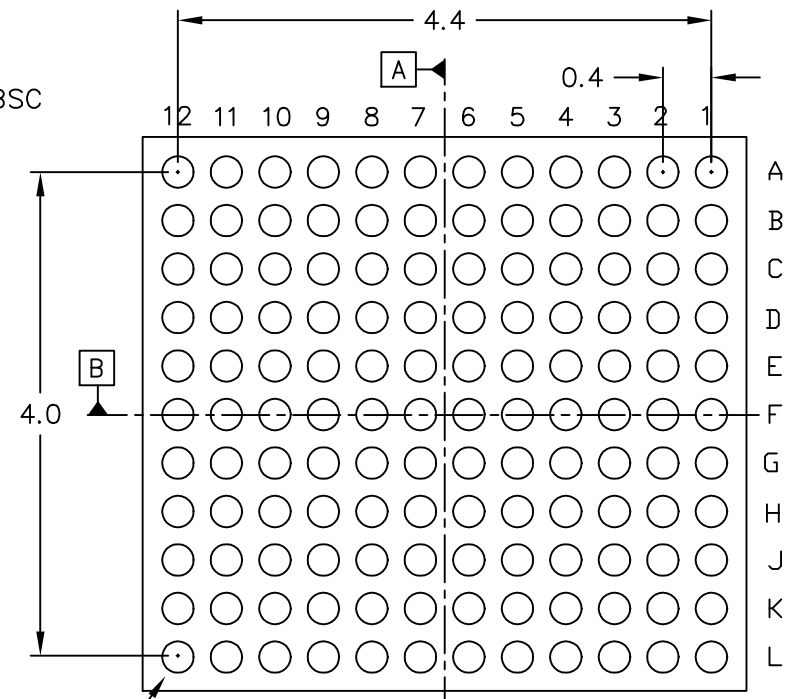


TOP VIEW

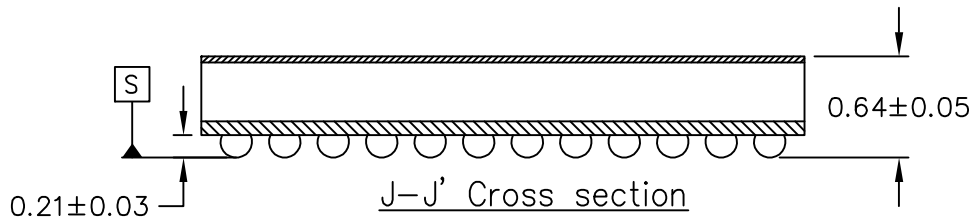


SIDE VIEW



BOTTOM VIEW

132- $\varnothing 0.26 \pm 0.03$
 $\varnothing 0.05$ (M) S AB



J-J' Cross section

PKG. CODE	E		D		DEPOPULATED BUMPS
	MIN	MAX	MIN	MAX	
W1324A5+1	5.06	5.26	4.47	4.67	NONE

NOTES:

1. Terminal pitch is defined by terminal center to center value.
2. Outer dimension is defined by center lines between scribe lines.
3. All dimensions in millimeters.
4. Marking shown is for package orientation reference only.
5. Tolerance is $\pm 0.02\text{mm}$ unless specified otherwise.
6. All dimensions apply to PbFree (+) package codes only.

-DRAWING NOT TO SCALE-



TITLE:
 PACKAGE OUTLINE
 132L WLP PKG. 0.4mm PITCH

APPROVAL	DOCUMENT CONTROL NO.	REV.	1/1
	21-0428	A	