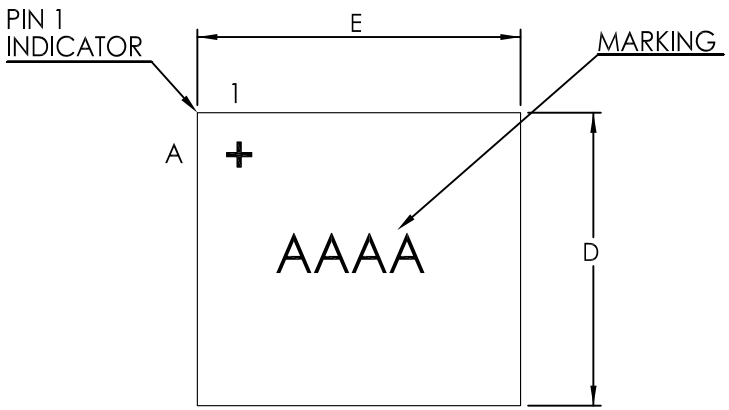

TOP VIEW

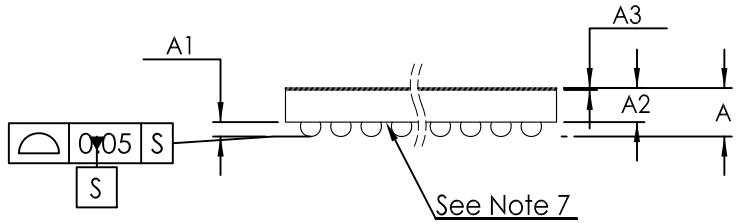

SIDE VIEW

COMMON DIMENSIONS	
A	0.64 ±0.05
A1	0.19 ±0.03
A2	0.45 REF
A3	0.025 BASIC
b	Ø 0.27 ±0.03
D1	3.20 BASIC
E1	3.60 BASIC
e	0.40 BASIC
SD	0.00 BASIC
SE	0.20 BASIC

PKG. CODE	E	D	DEPOPULATED BUMPS
W903A4+1	4.085±0.015	3.775±0.015	NONE
W904A4+1	4.543±0.025	4.057±0.025	NONE
W903B4+1	4.265±0.015	3.865±0.015	NONE
W904C4+1	4.395±0.015	4.075±0.015	NONE
W904D4+1	4.398±0.025	4.008±0.025	NONE

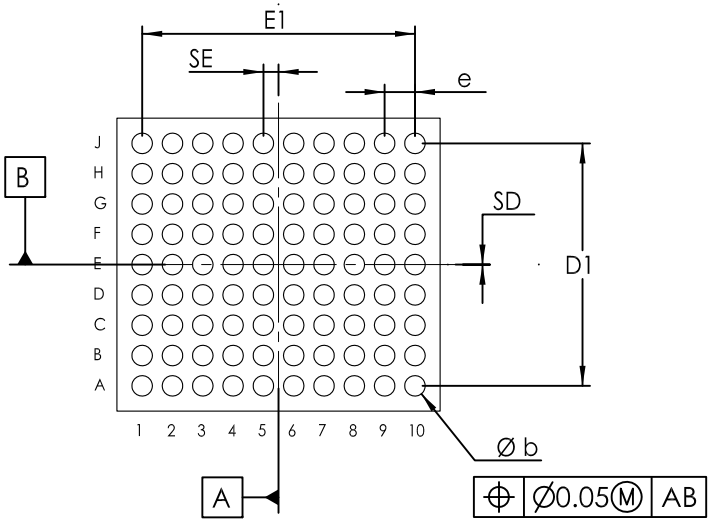

BOTTOM VIEW

NOTES:
1. Terminal pitch is defined by terminal center to center value.
2. Outer dimension is defined by center lines between scribe lines.
3. All dimensions in millimeter.
4. Marking shown is for package orientation reference only.
5. Tolerance is ± 0.02 unless specified otherwise.
6. All dimensions apply to PbFree (+) package codes only.
7. Front - side finish can be either Black or Clear.

- DRAWING NOT TO SCALE -

maxim integrated™

TITLE
PACKAGE OUTLINE
90 BUMPS, WLP PKG. 0.4mm PITCH

APPROVAL	DOCUMENT CONTROL NO.	REV.	
	21-0573	F	1/1