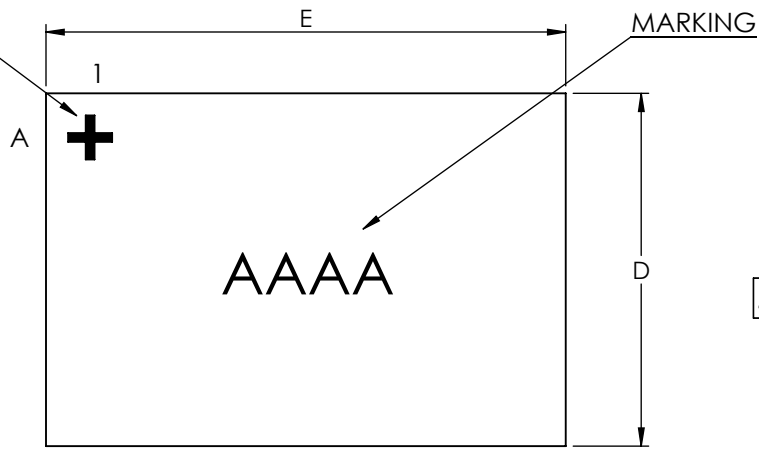
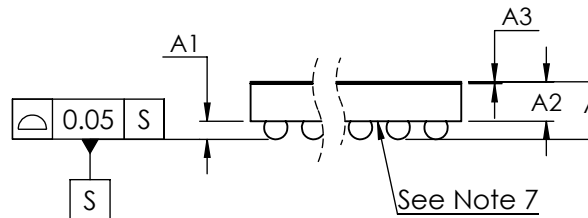


Pin 1
Indicator



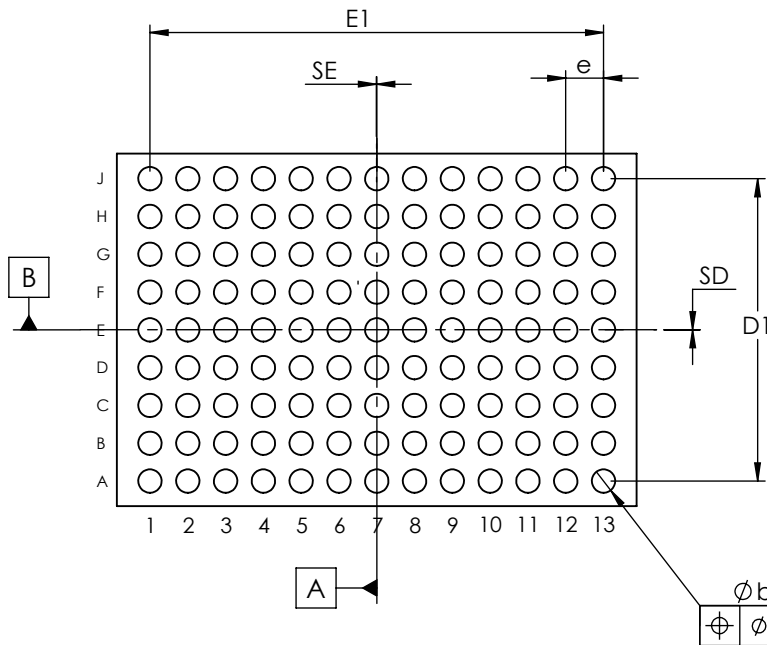
TOP VIEW



SIDE VIEW

COMMON DIMENSIONS	
A	0.76 ±0.05
A1	0.24 ±0.03
A2	0.52 REF
A3	0.025 BASIC
b	∅0.31 ±0.03
D1	4.00 BASIC
E1	6.00 BASIC
e	0.50 BASIC
SD	0.00 BASIC
SE	0.00 BASIC

PKG. CODE	E		D		DEPOPULATED BUMPS
	MIN	MAX	MIN	MAX	
W1174A6+1	6.86	6.89	4.65	4.68	NONE



BOTTOM VIEW

NOTES:

1. Terminal pitch is defined by terminal center to center value.
2. Outer dimension is defined by center lines between scribe lines.
3. All dimensions in millimeter.
4. Marking shown is for package orientation reference only.
5. Tolerance is ± 0.02 unless specified otherwise.
6. All dimensions apply to PbFree (+) package codes only.
7. Front - side finish can be either Black or Clear.

- DRAWING NOT TO SCALE -



TITLE		PACKAGE OUTLINE, 117 BUMPS WLP PKG. 0.50mm PITCH	
APPROVAL	DOCUMENT CONTROL NO.	REV.	1/1
	21-0636	A	