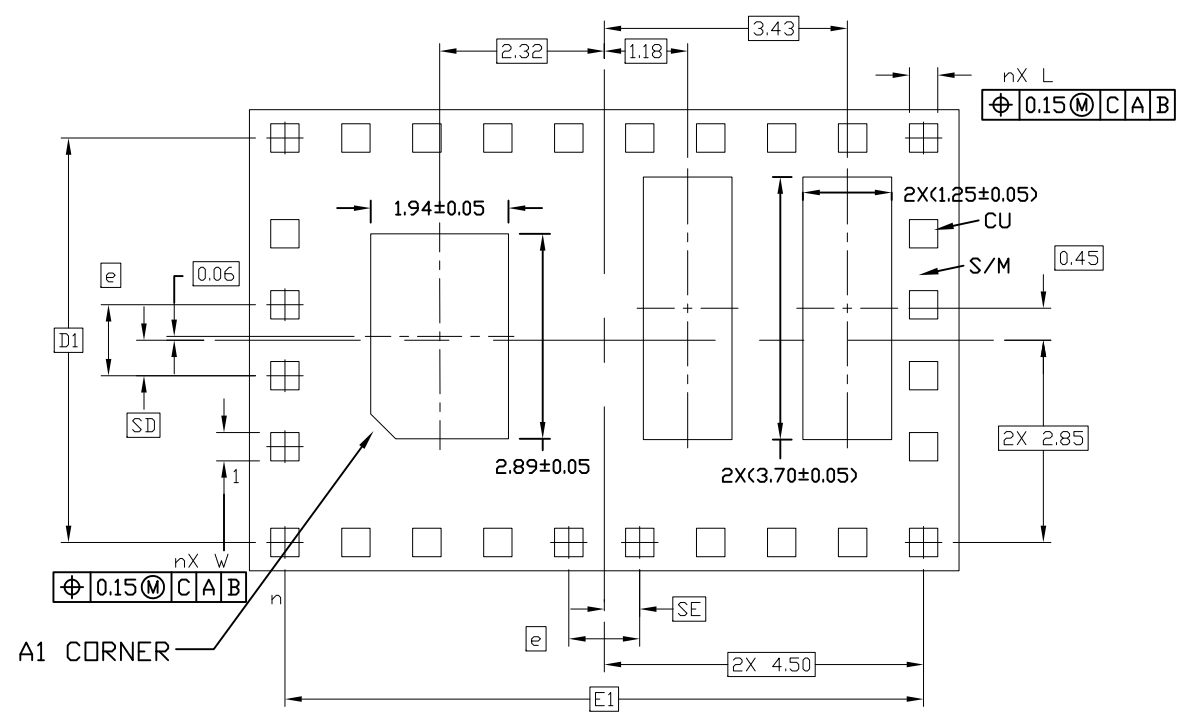
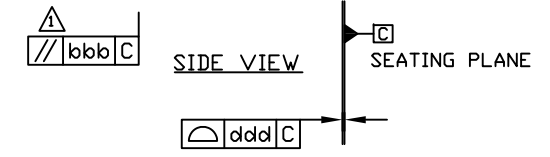
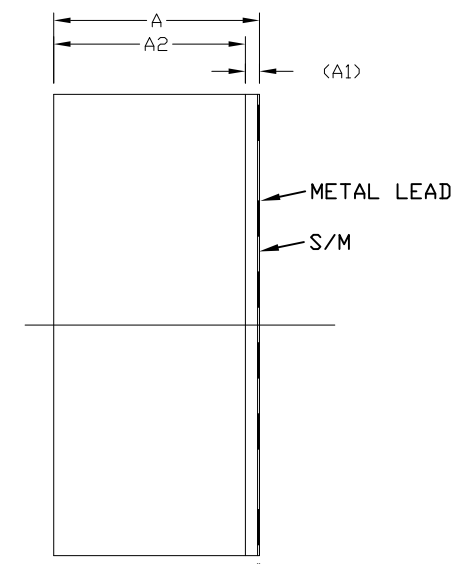


TOP VIEW
BOTTOM VIEW



-DRAWING NOT TO SCALE-




TITLE:
PACKAGE OUTLINE, 28L
LGA PKG, 6.5X10 MM

APPROVAL	DOCUMENT CONTROL NO. 21-0701	REV. A	1/2
----------	---------------------------------	-----------	-----

	SYMBOL	COMMON DIMENSIONS		
		MIN.	NDR.	MAX.
TOTAL THICKNESS	A	---	---	2.9
SUBSTRATE THICKNESS	A1	---	---	0.2
MOLD THICKNESS	A2	2.7 REF		
BODY SIZE	D	6.5 BSC		
	E	10 BSC		
LEAD WIDTH	W	0.35	0.4	0.45
LEAD LENGTH	L	0.35	0.4	0.45
LEAD PITCH	e	1		BSC
LEAD COUNT	n	28		
EDGE BALL CENTER TO CENTER	D1	5.7 BSC		
	E1	9 BSC		
BODY CENTER TO CONTACT BALL	SD	0.5 BSC		
	SE	0.5 BSC		
BALL WIDTH	b	---	---	---
BALL DIAMETER		---		
BALL OPENING		---		
BALL PITCH	e1	---		
BALL COUNT	n1	---		
PRE-SOLDER		---	---	---
PACKAGE EDGE TOLERANCE	aaa	0.15		
MOLD FLATNESS	bbb	0.10		
COPLANARITY	ddd	0.1		
BALL OFFSET (PACKAGE)	eee	---		
BALL OFFSET (BALL)	fff	---		

NOTES:

1.  PARALLELISM MEASUREMENT SHALL EXCLUDE ANY EFFECT OF MARK ON TOP SURFACE OF PACKAGE
2. DIMENSIONING & TOLERANCING CONFORM TO ASME Y14.5M-1994
2. ALL DIMENSIONS ARE IN MILLIMETERS. ANGLES ARE IN DEGREES
3. n IS THE TOTAL NUMBER OF TERMINALS
4. MARKING SHOWN IS FOR PACKAGE ORIENTATION ONLY
5. ALL DIMENSIONS APPLY TO PBFREE (+) PKGCODE ONLY
6. PACKAGE CODE: L286510+1

-DRAWING NOT TO SCALE-



TITLE:
PACKAGE OUTLINE, 28L
LGA PKG, 6.5X10 MM

APPROVAL

DOCUMENT CONTROL NO.
21-0701

REV.
A

2/2