

FEATURES

- Ideal for Server Memory applications using +5V
- Separate HVCC and LVCC capable of drive voltages from 4.0 to 13.2V for optimal system efficiency
- Adjustable thermal warning flag for phase-by-phase thermal protection
- Large drivers designed to drive 3nF in ≤ 10 ns with any voltage from 5V to 12V (typ) supplied to the HVCC and LVCC pins
 - Low side driver - 2A source / 4A sink
 - High side driver – 2A source / 2A sink
 - Transitions times & Propagation delays ≤ 10 ns
- Integrated bootstrap diode
- Capable of high switching frequencies from 200kHz up to greater than 1MHz
- Compatible with CHiL’s patented Active Tri-Level (ATL) PWM for fastest response to transient overshoot
- Non-overlap and under voltage protection
- Thermally enhanced 10 pin DFN package
- Lead free RoHS compliant package
- Low Quiescent power to optimize efficiency

DESCRIPTION

The CHL8515 MOSFET is a high efficiency gate driver which can switch both high-side and low-side N-channel external MOSFETs in a synchronous buck converter. It is intended for use with CHiL Digital PWM controllers to provide a total voltage regulator (VR) solution for today’s advanced computing applications.

The CHL8515 driver is capable of rapidly switching large MOSFETs with low R_{dson} and large input capacitance used in high efficiency designs. It is uniquely designed to operate from a 5V source, minimizing low load current, yet can operate from separate HVCC and LVCC drive voltages from 4.0V to 13.2V to optimize efficiency of the power train as well as to operate from a 5V standby source in sleep modes. Operating the CHL8515 in conjunction with CHiL’s Variable Gate Drive controller feature.

The CHL8515 has a unique circuit which maintains drive strength to the external MOSFETs regardless of the drive voltage, insuring fast switching even at 5V as the drive voltage. The integrated boot diode reduces external component count. The CHL8515 also features an adaptive non-overlap control for shoot-through protection.

The CHL8515 is configured to drive both the high and low side switches from the patented CHiL fast Active Tri-Level (ATL) PWM signal, which will optimize the turn off time of individual phases, optimizing transient performance.

Phase-by-phase thermal protection can be set from 70C to 150C with a simple resistor setting, and a thermal flag can be used to implement a thermal warning or thermal shutdown of the system by connecting OT# pins together and to the system enable in multiphase applications.

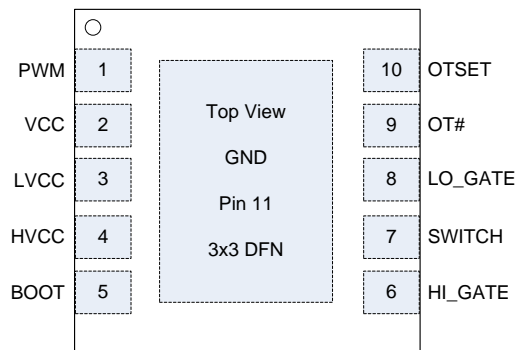
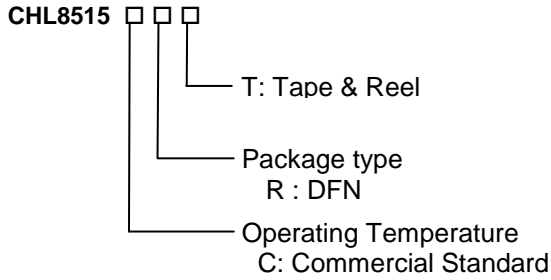


Figure 1: CHL8515 10 pin DFN Package

APPLICATIONS

- Multiphase synchronous buck converter for Server CPUs and DDR Memory VR solutions
- High efficiency and compact VRM
- Optimized for Sleep state S3 systems using +5VSB
- Notebook Computer and Graphics VR solutions

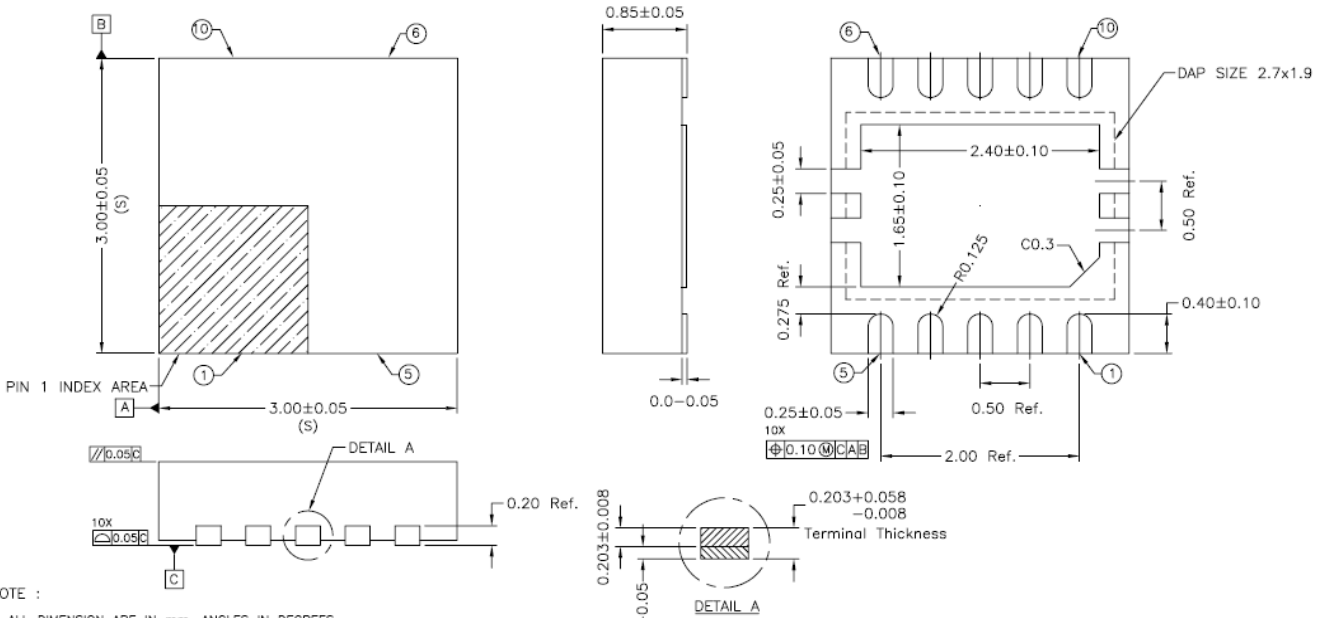
ORDERING INFORMATION



Package	Tape & Reel Qty	Part Number
DFN	3000	CHL8515CRT

PACKAGE INFORMATION & LAND PATTERN

DFN 3x3mm, 10 pin



NOTE :

1. ALL DIMENSION ARE IN mm. ANGLES IN DEGREES.
2. COPLANARITY APPLIES TO THE EXPOSED PAD AS WELL AS THE TERMINALS. COPLANARITY SHALL NOT EXCEED 0.05 mm.
3. WARPAGE SHALL NOT EXCEED 0.05 mm.
4. PACKAGE LENGTH / PACKAGE WIDTH ARE CONSIDERED AS SPECIAL CHARACTERISTIC.(S)
5. REFER JEDEC MO-229.