

## Important notice

Dear Customer,

On 7 February 2017 the former NXP Standard Product business became a new company with the tradename **Nexperia**. Nexperia is an industry leading supplier of Discrete, Logic and PowerMOS semiconductors with its focus on the automotive, industrial, computing, consumer and wearable application markets

In data sheets and application notes which still contain NXP or Philips Semiconductors references, use the references to Nexperia, as shown below.

Instead of <http://www.nxp.com>, <http://www.philips.com/> or <http://www.semiconductors.philips.com/>, use <http://www.nexperia.com>

Instead of [sales.addresses@www.nxp.com](mailto:sales.addresses@www.nxp.com) or [sales.addresses@www.semiconductors.philips.com](mailto:sales.addresses@www.semiconductors.philips.com), use [salesaddresses@nexperia.com](mailto:salesaddresses@nexperia.com) (email)

Replace the copyright notice at the bottom of each page or elsewhere in the document, depending on the version, as shown below:

- © NXP N.V. (year). All rights reserved or © Koninklijke Philips Electronics N.V. (year). All rights reserved


Should be replaced with:

- © **Nexperia B.V. (year). All rights reserved.**

If you have any questions related to the data sheet, please contact our nearest sales office via e-mail or telephone (details via [salesaddresses@nexperia.com](mailto:salesaddresses@nexperia.com)). Thank you for your cooperation and understanding,

Kind regards,

Team Nexperia



# SOT427

D2PAK-7; Reel pack; SMD, 13"  
 Q2/T3 standard product orientation  
 Orderable part number ending ,118 or J  
 Ordering code (12NC) ending 118

Rev. 2 — 4 August 2016

Packing information

## 1. Packing method

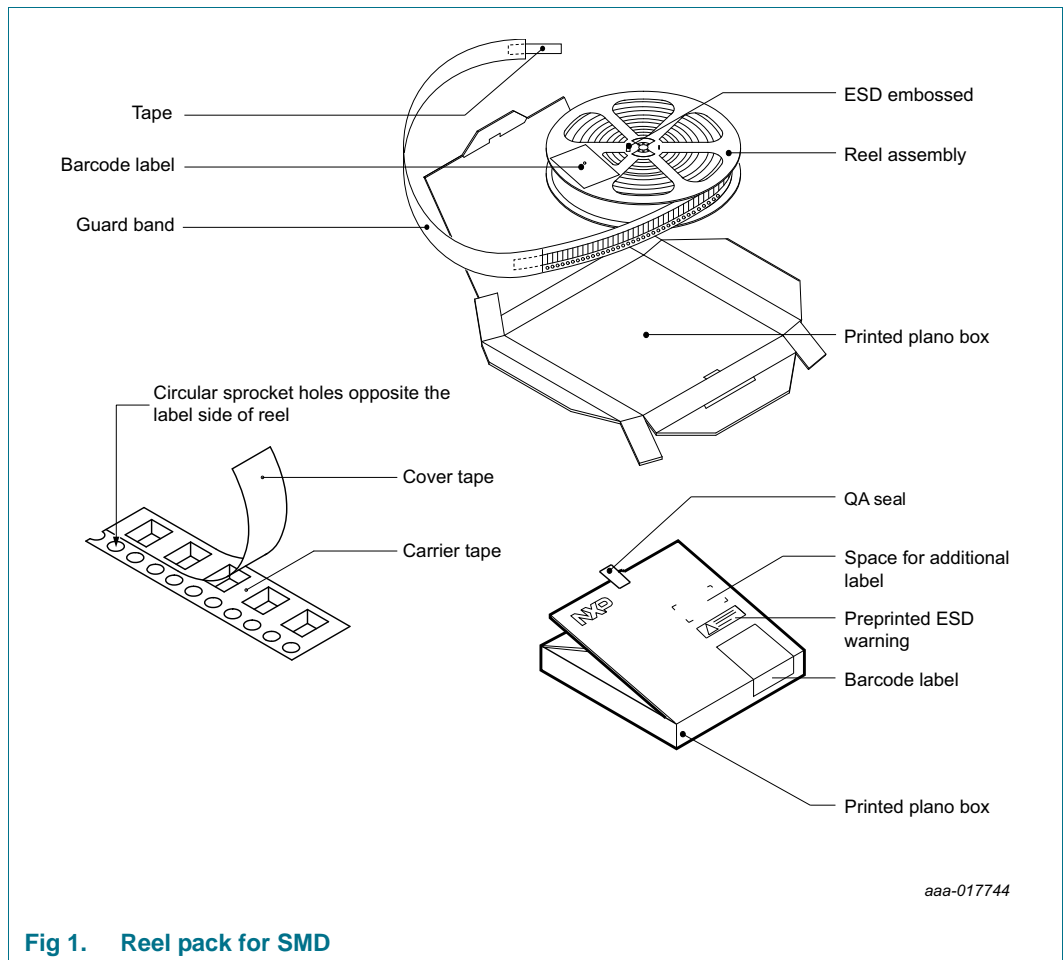


Fig 1. Reel pack for SMD

Table 1. Dimensions and quantities

Reel dimensions d × w (mm) [1]	SPQ/PQ (pcs) [2]	Reels per box	Outer box dimensions l × w × h (mm)
330 × 24	800	1	342 × 338 × 39

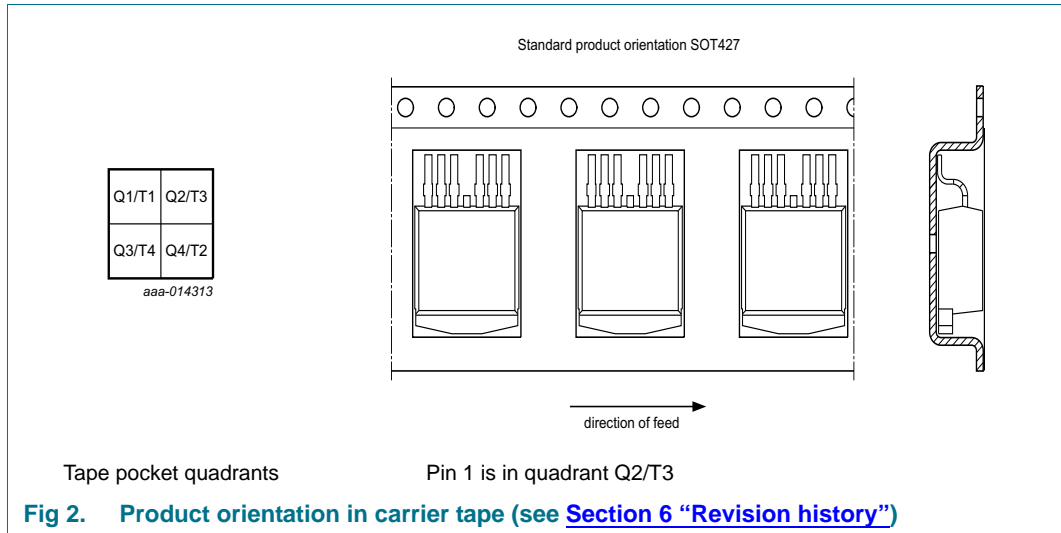
[1] d = reel diameter; w = tape width.

[2] Packing quantity dependent on specific product type.

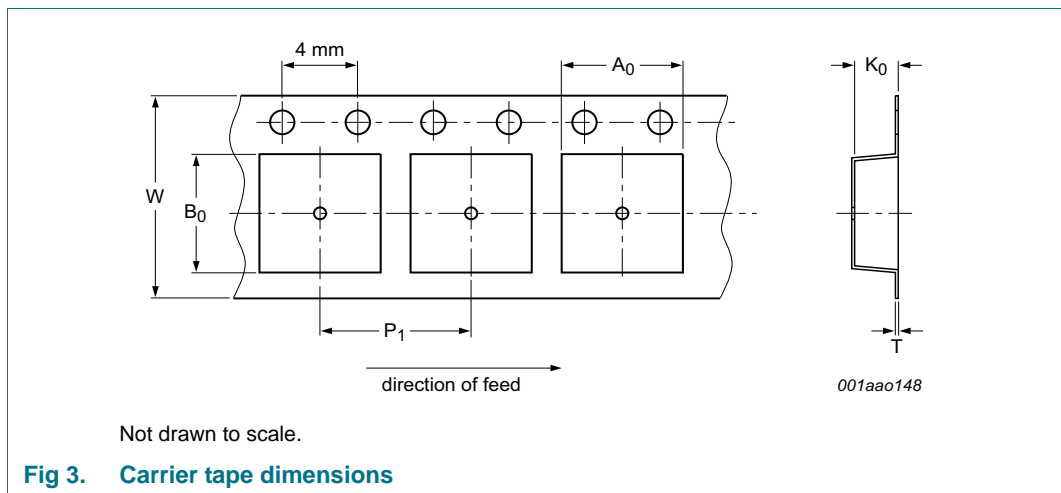
View ordering and availability details at [NXP order portal](#), or contact your local NXP representative.



## 2. Product orientation



## 3. Carrier tape dimensions



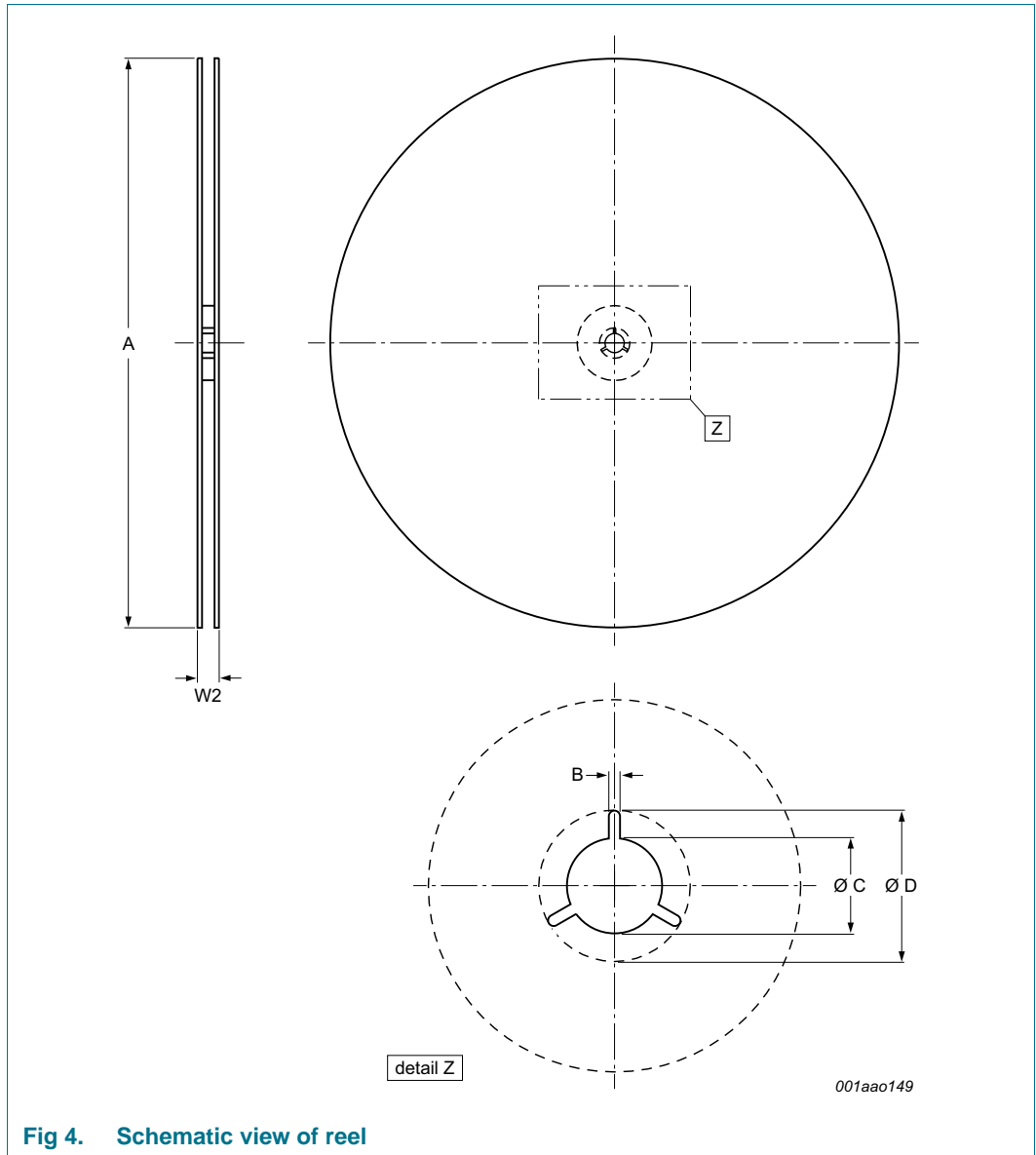
**Table 2. Carrier tape dimensions**

In accordance with IEC 60286-3.

$A_0$ (mm)	$B_0$ (mm)	$K_0$ (mm)	T (mm)	$P_1$ (mm)	W (mm)
$10.60 \pm 0.10$	$16.50 \pm 0.10$	$4.90 \pm 0.10$	$0.35 + 0.05$	$16.0 \pm 0.10$	$24.0 \pm 0.30$

D2PAK-7; Reel pack; SMD, 13"  
 Q2/T3 standard product orientation  
 Orderable part number ending ,118 or J  
 Ordering code (12NC) ending 118

**4. Reel dimensions**



**Fig 4. Schematic view of reel**

**Table 3. Reel dimensions**  
 In accordance with IEC 60286-3.

A [nom] (mm)	W2 [max] (mm)	B [min] (mm)	C [min] (mm)	D [min] (mm)
330	30.4	1.5	12.8	20.2

D2PAK-7; Reel pack; SMD, 13"  
 Q2/T3 standard product orientation  
 Orderable part number ending ,118 or J  
 Ordering code (12NC) ending 118

5. Barcode label

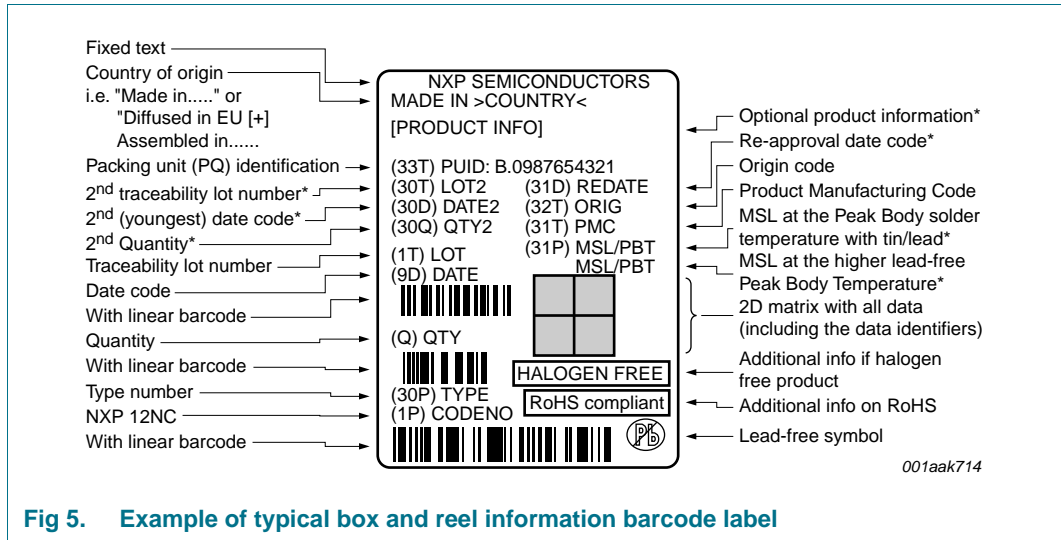


Fig 5. Example of typical box and reel information barcode label

Table 4. Barcode label dimensions

Box barcode label l × w (mm)	Reel barcode label l × w (mm)
100 × 75	100 × 75

## 6. Revision history

Table 5. Revision history

Document ID	Release date	Packing document status	Change notice	Supersedes
SOT427_118 v.2 <sup>[1]</sup>	20160804	Packing information	-	SOT427_118 v.1
Modifications:	<ul style="list-style-type: none"> <li>• This packing document has been updated to comply with the new identity guidelines of NXP Semiconductors.</li> <li>• Legal texts have been adapted to the new company name where appropriate.</li> <li>• The document is updated to include standard sections.</li> <li>• Actual product orientation of Q2/T3 indicated<sup>[1]</sup>.</li> <li>• <a href="#">Table 2 "Carrier tape dimensions"</a> corrected.</li> </ul>			
SOT427_118 v.1	20121122	Packing information	-	-

- [1] The packing description for 118 packing code is defined as "Reel 13", Q1/T1, Standard mark, SMD. However, this packing document for the sales item shows the actual Q2/T3 orientation, but retains the existing 3NC, as this is a released sales item.

### Limited warranty and liability

Information in this document is believed to be accurate and reliable. However, NXP Semiconductors does not give any representations or warranties, expressed or implied, as to the accuracy or completeness of such information and shall have no liability for the consequences of use of such information.

© NXP Semiconductors N.V. 2016.

For more information, please visit: <http://www.nxp.com>

For sales office addresses, please send an email to: [salesaddresses@nxp.com](mailto:salesaddresses@nxp.com)

All rights reserved.

Date of release: 4 August 2016

Document identifier: SOT427\_118