

## Important notice

Dear Customer,

On 7 February 2017 the former NXP Standard Product business became a new company with the tradename **Nexperia**. Nexperia is an industry leading supplier of Discrete, Logic and PowerMOS semiconductors with its focus on the automotive, industrial, computing, consumer and wearable application markets

In data sheets and application notes which still contain NXP or Philips Semiconductors references, use the references to Nexperia, as shown below.

Instead of <http://www.nxp.com>, <http://www.philips.com/> or <http://www.semiconductors.philips.com/>, use <http://www.nexperia.com>

Instead of [sales.addresses@www.nxp.com](mailto:sales.addresses@www.nxp.com) or [sales.addresses@www.semiconductors.philips.com](mailto:sales.addresses@www.semiconductors.philips.com), use [salesaddresses@nexperia.com](mailto:salesaddresses@nexperia.com) (email)

Replace the copyright notice at the bottom of each page or elsewhere in the document, depending on the version, as shown below:

- © NXP N.V. (year). All rights reserved or © Koninklijke Philips Electronics N.V. (year). All rights reserved


Should be replaced with:

- © **Nexperia B.V. (year). All rights reserved.**

If you have any questions related to the data sheet, please contact our nearest sales office via e-mail or telephone (details via [salesaddresses@nexperia.com](mailto:salesaddresses@nexperia.com)). Thank you for your cooperation and understanding,

Kind regards,

Team Nexperia



# WLCSP5

PCMF1USB3X, PCMF1HDMI2X and PESD1USB3X; H600;  
Reel pack, SMD, 7"

Q2/T3 turned product orientation

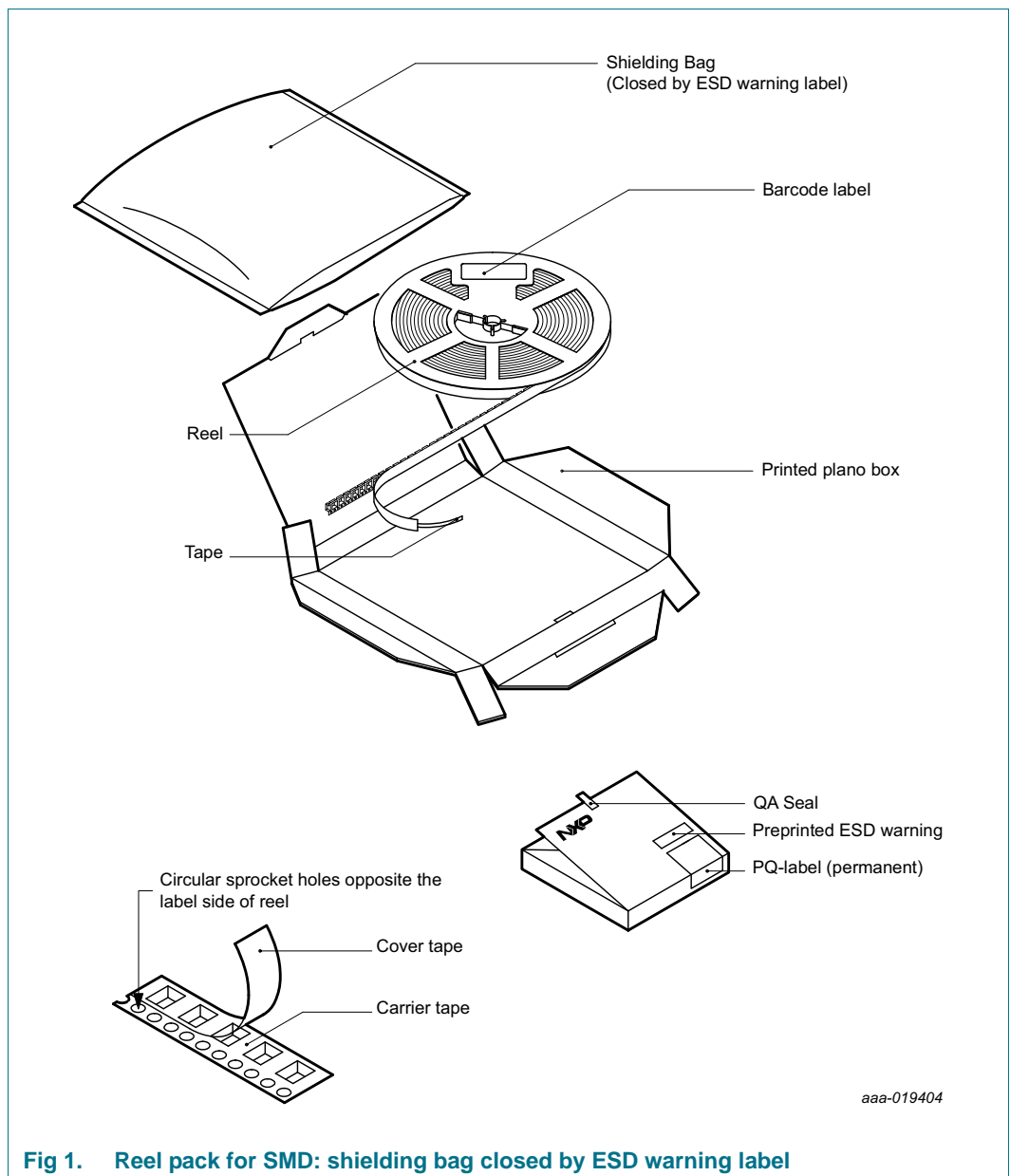
Orderable part number ending ,087 or Z

Ordering code (12NC) ending 087

Rev. 4 — 24 May 2016

Packing information

## 1. Packing method



PCMF1USB3X, PCMF1HDMI2X and PESD1USB3X; H600;  
 Reel pack, SMD, 7", Q2/T3 turned product orientation  
 Orderable part number ending ,087 or Z  
 Ordering code (12NC) ending 087

Table 1. Dimensions and quantities

Reel dimensions d × w (mm) [1]	SPQ/PQ (pcs) [2]	Reels per box	Outer box dimensions l × w × h (mm)
180 × 8	4500	1	187 × 187 × 18

[1] d = reel diameter; w = tape width.

[2] Packing quantity dependent on specific product type.

View ordering and availability details at [NXP order portal](#), or contact your local NXP representative.

## 2. Product orientation

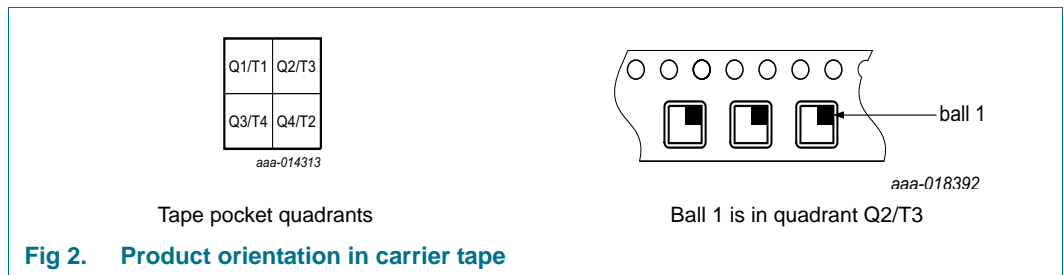


Fig 2. Product orientation in carrier tape

## 3. Carrier tape dimensions

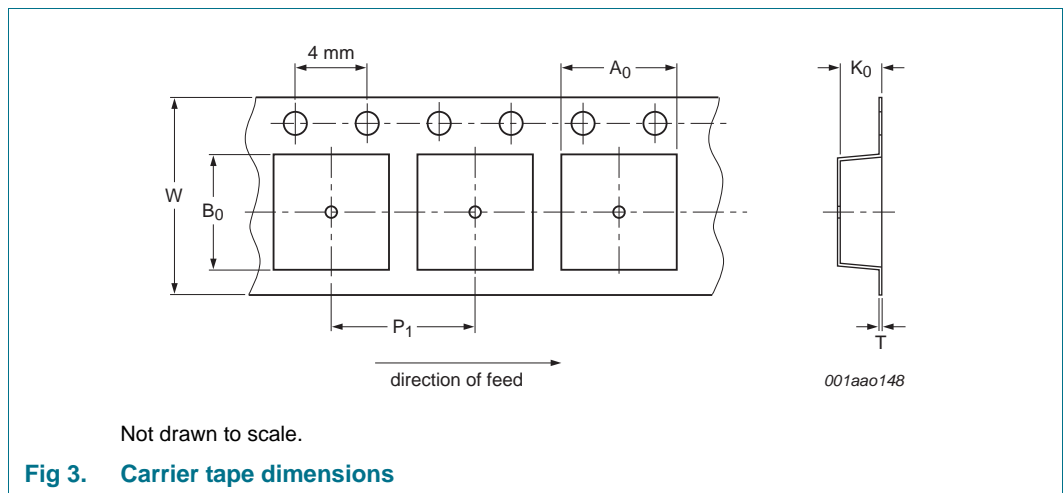


Fig 3. Carrier tape dimensions

Table 2. Carrier tape dimensions

In accordance with IEC 60286-3.

A <sub>0</sub> (mm)	B <sub>0</sub> (mm)	K <sub>0</sub> (mm)	T (mm)	P <sub>1</sub> (mm)	W (mm)
1.25 ± 0.05	0.9 ± 0.05	0.70 ± 0.05	0.25 ± 0.07	4.0 ± 0.1	8 ± 0.1

4. Reel dimensions

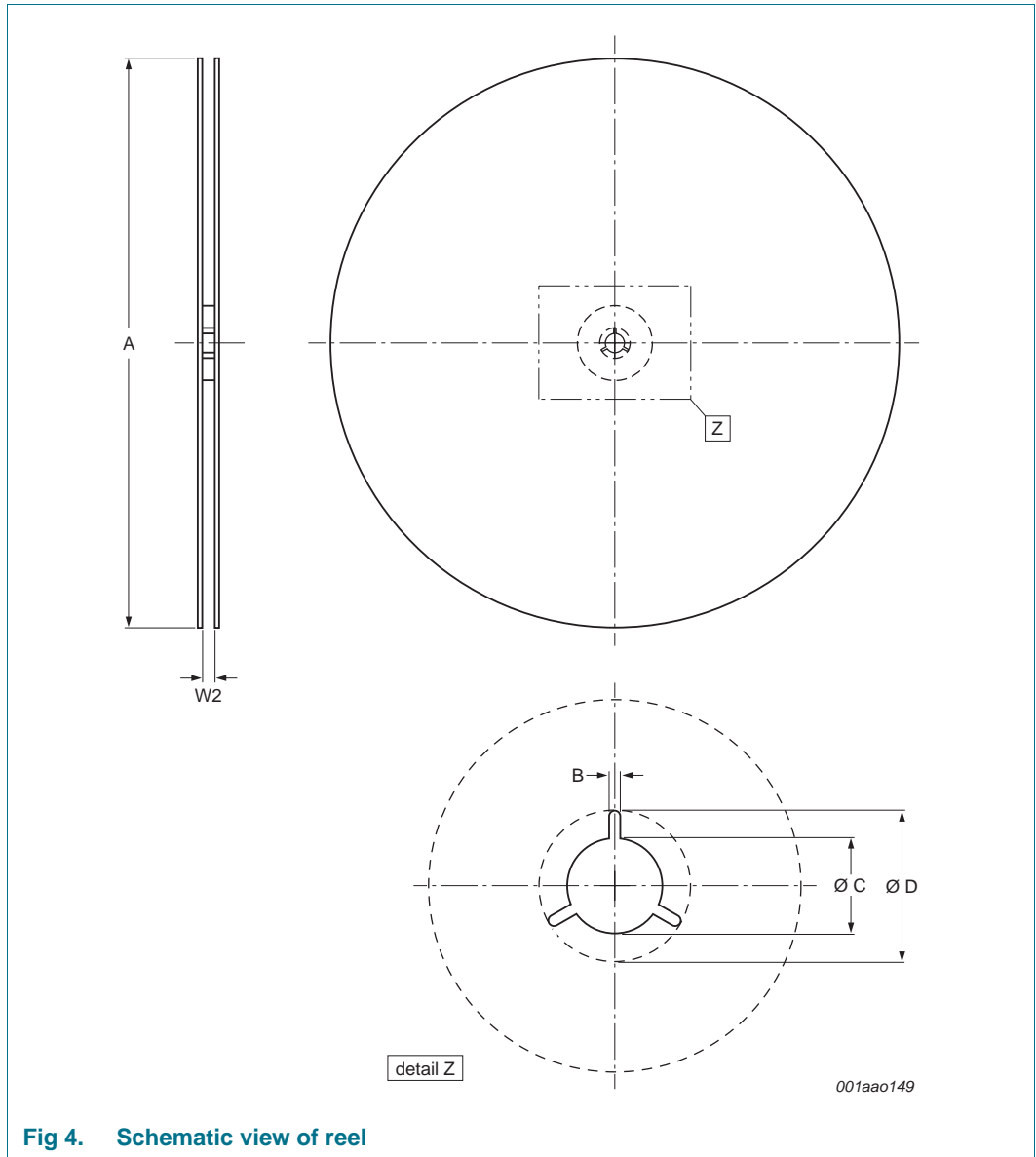


Fig 4. Schematic view of reel

Table 3. Reel dimensions  
 In accordance with IEC 60286-3.

A [nom] (mm)	W2 [max] (mm)	B [min] (mm)	C [min] (mm)	D [min] (mm)
180	14.4	1.5	12.8	20.2

PCMF1USB3X, PCMF1HDMI2X and PESD1USB3X; H600;  
 Reel pack, SMD, 7", Q2/T3 turned product orientation  
 Orderable part number ending ,087 or Z  
 Ordering code (12NC) ending 087

5. Barcode label

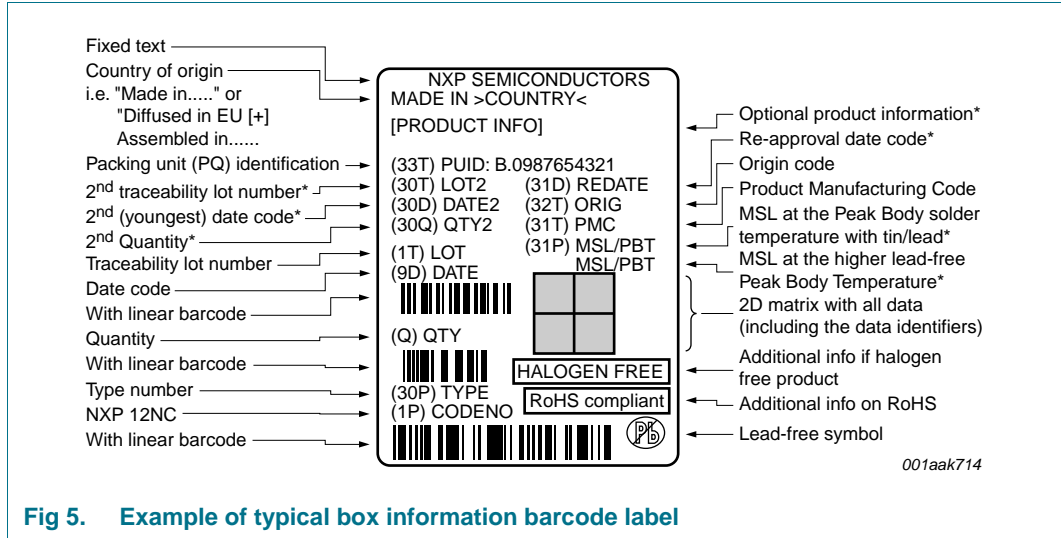


Fig 5. Example of typical box information barcode label




Fig 6. Example of typical reel information barcode label

Table 4. Barcode label dimensions

Box barcode label l × w (mm)	Reel barcode label l × w (mm)
100 × 75	36 × 75

## 6. Revision history

Table 5. Revision history

Document ID	Release date	Packing document status	Change notice	Supersedes
WLCSP5_PCMF_PESD1USB3X_PCMF1HDMI2X_087 v.4 <sup>[1]</sup>	20160524	Packing information	-	WLCSP5_PCMF_PESD1USB3X_PCMF1HDMI2X_087 v.3 <sup>[1]</sup>
Modifications:	<ul style="list-style-type: none"> <li><a href="#">Table 1 "Dimensions and quantities"</a>: outer box dimensions corrected</li> </ul>			
WLCSP5_PCMF_PESD1USB3X_PCMF1HDMI2X_087 v.3 <sup>[1]</sup>	20160406	Packing information	-	WLCSP5_PCMF_PESD1USB3X_087 v.2
Modifications:	<ul style="list-style-type: none"> <li>Product name changed from PCMF1USB3X and PESD1USB3X; H600 to PCM1USB3X, PCMF1HDMI2X and PESD1USB3X; H600</li> </ul>			
WLCSP5_PCMF_PESD1USB3X_087 v.2	20160315	Packing information	-	WLCSP5_PCMF1USB30_087 v.1.1
Modifications:	<ul style="list-style-type: none"> <li>Product name changed from PCMF1USB30 to PCMF1USB3X and PESD1USB3X; H600.</li> <li>Note added to <a href="#">Section 6 "Revision history"</a> referring to product orientation.</li> </ul>			
WLCSP5_PCMF1USB30_087 v.1.1	20150917	Packing information	-	

[1] Orientation in Q2 was approved through a waiver.

### Limited warranty and liability

Information in this document is believed to be accurate and reliable. However, NXP Semiconductors does not give any representations or warranties, expressed or implied, as to the accuracy or completeness of such information and shall have no liability for the consequences of use of such information.

© NXP Semiconductors N.V. 2016.

All rights reserved.

For more information, please visit: <http://www.nxp.com>

For sales office addresses, please send an email to: [salesaddresses@nxp.com](mailto:salesaddresses@nxp.com)

Date of release: 24 May 2016

Document identifier: WLCSP5\_PCMF\_PESD1USB3X\_PCMF1HDMI2X\_087