
AN-1240 Video Transmission Over Twisted Pair Wire

ABSTRACT

The circuits in [Figure 1](#) and [Figure 2](#) transmit NTSC video signals over twisted pair wire. They were designed and tested for transmitting video on inexpensive CAT-3 twisted pair wire. Even when transmitting on 1000 feet of wire, good quality color video was displayed on a monitor with an NTSC input. Both the transmit and receive circuits use the LMH6643 dual op-amp that has the proper bandwidth and slew rate for this application.

Contents

1	Introduction	2
---	--------------------	---

List of Figures

1	Twisted Pair Video Driver	2
2	Twisted Pair Video Receiver	3
3	System Square Wave Response	3

1 Introduction

The video driver is shown in [Figure 1](#). It converts a single-ended input signal from a camera or DVD player into a differential signal that drives the twisted-pair line. The input receives an NTSC composite video signal with $1 V_{PP}$ amplitude, and the output drives the twisted-pair with a $2 V_{PP}$ differential signal. A 50Ω source resistor is in series with the outputs of both op-amps, matching the video driver output resistance to the twisted-pair characteristic impedance.

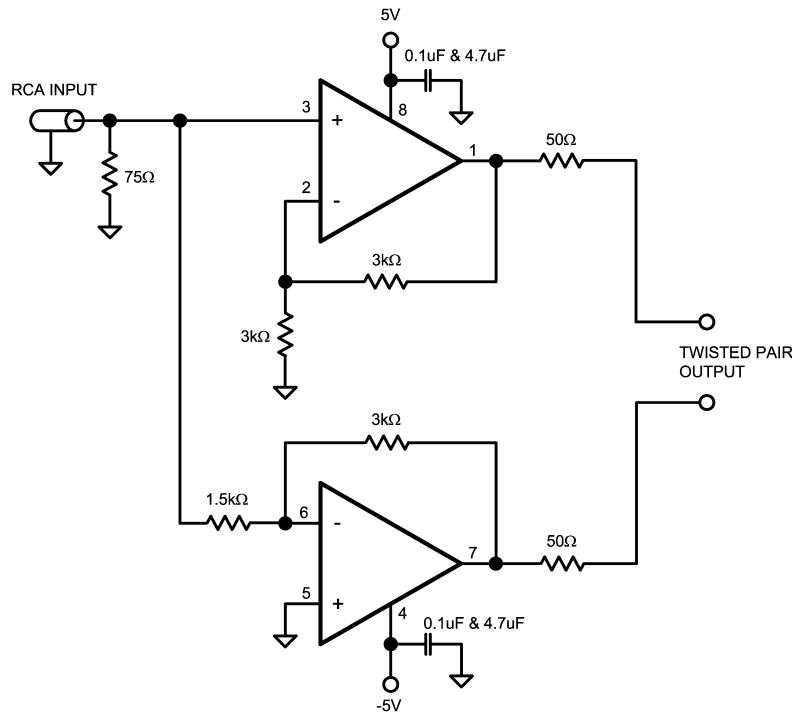


Figure 1. Twisted Pair Video Driver

In the receiver circuit of [Figure 2](#), R2 is adjusted so that the overall gain of the system is unity (gain of the last op-amp is greater than one to compensate for signal loss). C1 and R1 provide a zero-pole function that compensates for attenuation of higher frequency signals in the twisted pair. The proper values for R1, C1, and R2 can be set by transmitting a $1 V_{PP}$ square wave with a frequency of about 300 KHz, and adjusting these components for an optimized square wave at the output.

This can be done using the following procedure:

- Adjust R2 so that the square wave at the receiver output has an amplitude of $1V_{PP}$ (with the output driving a 75Ω load).
- Set C1 and R1 to optimize the risetime and falltime, and damping of this square wave. In the demonstration circuit that transmits video on 1000 feet of wire, R1 = 3.9k, C1 = 68 pF, and R2 = 3.6k.

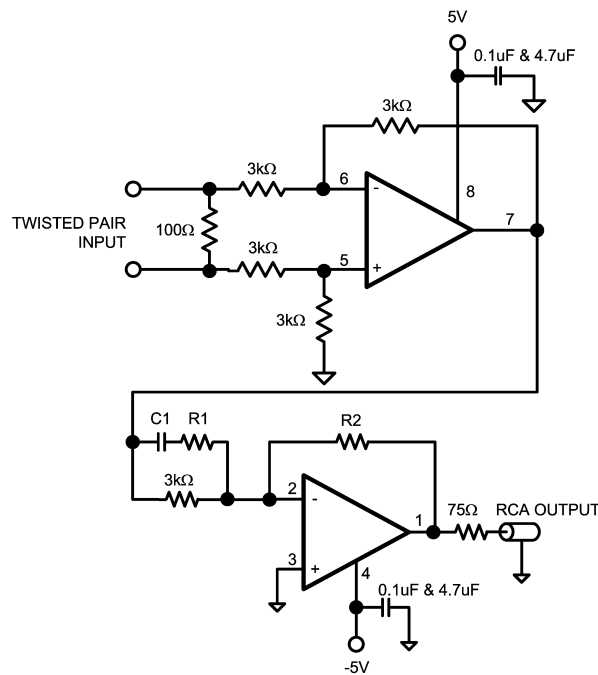


Figure 2. Twisted Pair Video Receiver

Figure 3 shows the response of this system when transmitting a square wave. The transitions of the output signal have rise and fall times of 160 ns with about 5% of overshoot. Note that 1,000 feet of twisted pair wire delays the input signal by 1.4 μs.

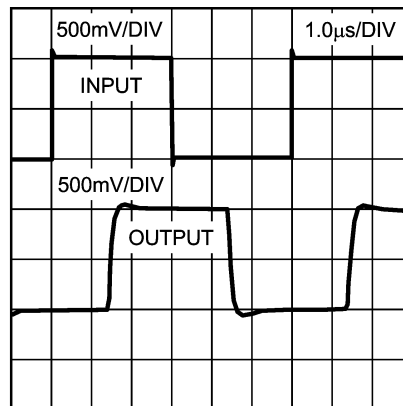


Figure 3. System Square Wave Response

Differential gain and phase of the system was measured with an HP3577A Network Analyzer. A 0.55 V_{PP} sinewave test signal was applied to the input, and the gain and phase were measured at 3.58 MHz (NTSC reference frequency). When the DC offset of the test signal changed from 0 to 1 V, the gain changed -0.028dB (differential gain), and phase changed 0.23° (differential phase).

IMPORTANT NOTICE

Texas Instruments Incorporated and its subsidiaries (TI) reserve the right to make corrections, enhancements, improvements and other changes to its semiconductor products and services per JESD46, latest issue, and to discontinue any product or service per JESD48, latest issue. Buyers should obtain the latest relevant information before placing orders and should verify that such information is current and complete. All semiconductor products (also referred to herein as "components") are sold subject to TI's terms and conditions of sale supplied at the time of order acknowledgment.

TI warrants performance of its components to the specifications applicable at the time of sale, in accordance with the warranty in TI's terms and conditions of sale of semiconductor products. Testing and other quality control techniques are used to the extent TI deems necessary to support this warranty. Except where mandated by applicable law, testing of all parameters of each component is not necessarily performed.

TI assumes no liability for applications assistance or the design of Buyers' products. Buyers are responsible for their products and applications using TI components. To minimize the risks associated with Buyers' products and applications, Buyers should provide adequate design and operating safeguards.

TI does not warrant or represent that any license, either express or implied, is granted under any patent right, copyright, mask work right, or other intellectual property right relating to any combination, machine, or process in which TI components or services are used. Information published by TI regarding third-party products or services does not constitute a license to use such products or services or a warranty or endorsement thereof. Use of such information may require a license from a third party under the patents or other intellectual property of the third party, or a license from TI under the patents or other intellectual property of TI.

Reproduction of significant portions of TI information in TI data books or data sheets is permissible only if reproduction is without alteration and is accompanied by all associated warranties, conditions, limitations, and notices. TI is not responsible or liable for such altered documentation. Information of third parties may be subject to additional restrictions.

Resale of TI components or services with statements different from or beyond the parameters stated by TI for that component or service voids all express and any implied warranties for the associated TI component or service and is an unfair and deceptive business practice. TI is not responsible or liable for any such statements.

Buyer acknowledges and agrees that it is solely responsible for compliance with all legal, regulatory and safety-related requirements concerning its products, and any use of TI components in its applications, notwithstanding any applications-related information or support that may be provided by TI. Buyer represents and agrees that it has all the necessary expertise to create and implement safeguards which anticipate dangerous consequences of failures, monitor failures and their consequences, lessen the likelihood of failures that might cause harm and take appropriate remedial actions. Buyer will fully indemnify TI and its representatives against any damages arising out of the use of any TI components in safety-critical applications.

In some cases, TI components may be promoted specifically to facilitate safety-related applications. With such components, TI's goal is to help enable customers to design and create their own end-product solutions that meet applicable functional safety standards and requirements. Nonetheless, such components are subject to these terms.

No TI components are authorized for use in FDA Class III (or similar life-critical medical equipment) unless authorized officers of the parties have executed a special agreement specifically governing such use.

Only those TI components which TI has specifically designated as military grade or "enhanced plastic" are designed and intended for use in military/aerospace applications or environments. Buyer acknowledges and agrees that any military or aerospace use of TI components which have **not** been so designated is solely at the Buyer's risk, and that Buyer is solely responsible for compliance with all legal and regulatory requirements in connection with such use.

TI has specifically designated certain components as meeting ISO/TS16949 requirements, mainly for automotive use. In any case of use of non-designated products, TI will not be responsible for any failure to meet ISO/TS16949.

Products

Audio	www.ti.com/audio
Amplifiers	amplifier.ti.com
Data Converters	dataconverter.ti.com
DLP® Products	www.dlp.com
DSP	dsp.ti.com
Clocks and Timers	www.ti.com/clocks
Interface	interface.ti.com
Logic	logic.ti.com
Power Mgmt	power.ti.com
Microcontrollers	microcontroller.ti.com
RFID	www.ti-rfid.com
OMAP Applications Processors	www.ti.com/omap
Wireless Connectivity	www.ti.com/wirelessconnectivity

Applications

Automotive and Transportation	www.ti.com/automotive
Communications and Telecom	www.ti.com/communications
Computers and Peripherals	www.ti.com/computers
Consumer Electronics	www.ti.com/consumer-apps
Energy and Lighting	www.ti.com/energy
Industrial	www.ti.com/industrial
Medical	www.ti.com/medical
Security	www.ti.com/security
Space, Avionics and Defense	www.ti.com/space-avionics-defense
Video and Imaging	www.ti.com/video

TI E2E Community

e2e.ti.com