

---

## ***AN-1824 FlexCap Technology Simplifies LDO Design***

---

### **ABSTRACT**

The low dropout (LDO) voltage regulator brings the advantage of power savings to system design by reducing the voltage required to maintain output regulation. However, the traditional LDO has always brought with it the disadvantage of placing tight restrictions on the equivalent series resistance (ESR) of the output capacitor in order to keep the regulator stable. This requirement has been eliminated by Texas Instruments new line of FlexCap LDOs, which are stable with any type of output capacitor.

---

### **Contents**

1	Introduction .....	2
2	Measuring Stability Performance .....	2
3	Conclusion .....	4

### **List of Figures**

1	ESR Ranges for Various Output Capacitor Types .....	2
2	Gain/Phase Plots for 2A Load With Various $C_{OUT}$ Types .....	3
3	Gain/Phase Plot for No Load Operation With Various $C_{OUT}$ Types .....	3
4	Gain/Phase Plot for Aluminum Output Capacitor With 1K ESR .....	4

## 1 Introduction

The advantages offered by FlexCap are:

**Cost savings:** inexpensive capacitors reduce system cost.

**Ease of design:** no special consideration for the output capacitor is necessary; stability is ensured regardless of ESR.

**More robust design:** there is no danger of oscillations if the output capacitor's ESR increases with temperature change or aging of components.

The capacitor types most frequently used in system designs are: aluminum electrolytic, tantalum electrolytic, and ceramic. Using LDOs with these types of output capacitors has been typically fraught with a number of drawbacks.

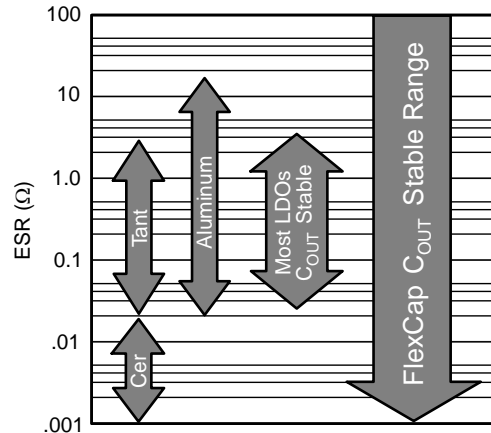
In the case of ceramic, ESR is only a few mΩ, which is too low to allow stable operation with most LDOs.

For aluminum capacitors, ESR can vary from a few tenths of an Ω to many Ωs, depending on size, quality, and temperature. A particularly troublesome property of aluminum capacitors is that their ESR increases exponentially at temperatures below about 10°C. These capacitors are notorious for causing LDO stability problems at cold temperatures where the ESR skyrockets.

And finally, tantalum capacitors are the best fit for the output capacitor used with traditional LDOs, but the tantalum manufacturers constantly reduce ESR to compete with ceramic capacitors (and they offer no guaranteed specs on ESR minimum values). In fact, many low-ESR tantalum capacitors are below the stable range for the output capacitors that can be used on most LDOs.

TI's FlexCap line of LDO regulators incorporates a proprietary compensation technique which allows for completely stable operation regardless of the ESR of the output capacitor, so any type of capacitor may be used for  $C_{OUT}$ .

This is graphically illustrated in [Figure 1](#):



**Figure 1. ESR Ranges for Various Output Capacitor Types**

As can be seen, both aluminum and ceramic capacitors can be problematic if used as the output capacitor for the typical LDO, but the Flexcap LDO has no restrictions on the ESR of the output capacitor.

## 2 Measuring Stability Performance

The standard that defines stability is the control loop's phase margin, which measures how far the loop's operating point is from becoming unstable at the unity-gain point of the loop gain. A phase margin value exceeding 30° is generally considered acceptable, but more phase margin is preferable.

To illustrate how the new FlexCap enhances stability, an LP38501-ADJ LDO regulator, which employs the proprietary FlexCap technology, was tested. For testing, the output voltage was set to 2.5 V. In each case, a 10 μF output capacitor was used, but the type of capacitor was varied. Ceramic, tantalum, and aluminum capacitors were each tested and gain/phase plots were recorded. The gain and phase plots taken at a 2A load current (see [Figure 2](#)) show how any type of capacitor can be used for  $C_{OUT}$ .

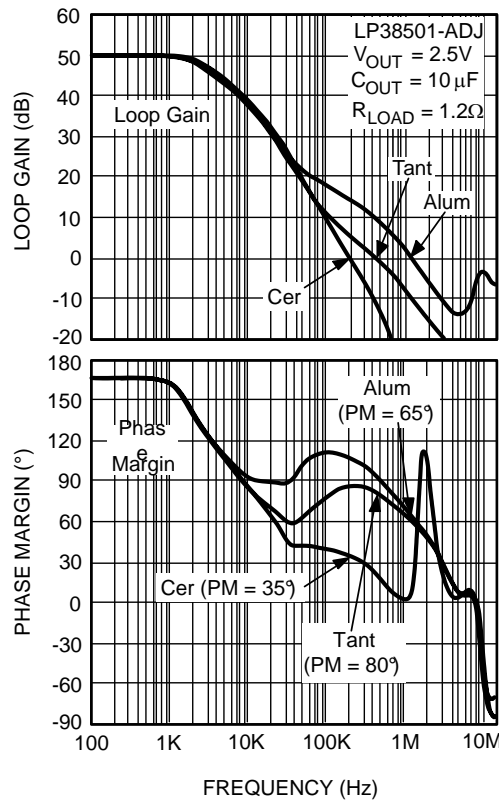


Figure 2. Gain/Phase Plots for 2A Load With Various C<sub>OUT</sub> Types

It can be seen from the loop-gain plots that the unity-gain crossover frequency actually increases as the output capacitor's ESR increases. The bandwidth with the lowest-ESR capacitor (ceramic) is 200 kHz; the tantalum's bandwidth is 450 kHz; and the aluminum electrolytic is just over 1 MHz. However, phase margin is not sacrificed to get this increase in bandwidth, as both the tantalum and aluminum electrolytic capacitors have very high phase margins.

A characteristic of all LDO regulators is that the load resistance determines the frequency of one of the dominant poles in the loopgain curve. Because of this, bandwidth is reduced at lighter loads where load resistance increases. Gain and phase plots were taken showing the LP38501-ADJ regulator's performance at no load (Figure 3):

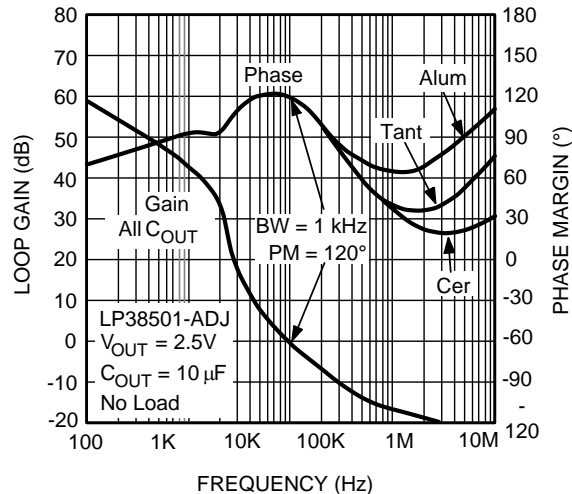
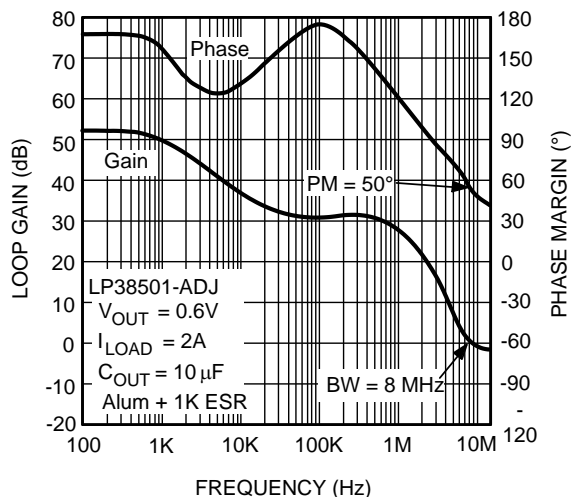


Figure 3. Gain/Phase Plot for No Load Operation With Various C<sub>OUT</sub> Types

When there is no load, the bandwidth of the loop drops to about 1 kHz and there is no measurable difference among the different capacitor types for bandwidth and phase margin. The phase margin is very high (120°) for all capacitor types.

To determine how high the ESR of the output capacitor can go and still provide stable operation, a worst-case test was performed. The output voltage was adjusted down to the minimum value (0.6 V) and the test was repeated using a 10 μF aluminum output capacitor with a 1k resistor added in series with C<sub>OUT</sub> to simulate an ESR of 1 kΩ. This value of ESR is far higher than any real 10 μF capacitor would ever have. The results of the test (Figure 4) show that the loop remains stable.



**Figure 4. Gain/Phase Plot for Aluminum Output Capacitor With 1K ESR**

The 1 kΩ resistor effectively decouples most of the effect of the output capacitor, but the IC’s internal compensation still maintains good phase margin even as the bandwidth increases to 8 MHz.

### 3 Conclusion

The test data demonstrates that the internal compensation used in FlexCap products can maintain stability regardless of the ESR of the output capacitor.

## IMPORTANT NOTICE

Texas Instruments Incorporated and its subsidiaries (TI) reserve the right to make corrections, enhancements, improvements and other changes to its semiconductor products and services per JESD46, latest issue, and to discontinue any product or service per JESD48, latest issue. Buyers should obtain the latest relevant information before placing orders and should verify that such information is current and complete. All semiconductor products (also referred to herein as "components") are sold subject to TI's terms and conditions of sale supplied at the time of order acknowledgment.

TI warrants performance of its components to the specifications applicable at the time of sale, in accordance with the warranty in TI's terms and conditions of sale of semiconductor products. Testing and other quality control techniques are used to the extent TI deems necessary to support this warranty. Except where mandated by applicable law, testing of all parameters of each component is not necessarily performed.

TI assumes no liability for applications assistance or the design of Buyers' products. Buyers are responsible for their products and applications using TI components. To minimize the risks associated with Buyers' products and applications, Buyers should provide adequate design and operating safeguards.

TI does not warrant or represent that any license, either express or implied, is granted under any patent right, copyright, mask work right, or other intellectual property right relating to any combination, machine, or process in which TI components or services are used. Information published by TI regarding third-party products or services does not constitute a license to use such products or services or a warranty or endorsement thereof. Use of such information may require a license from a third party under the patents or other intellectual property of the third party, or a license from TI under the patents or other intellectual property of TI.

Reproduction of significant portions of TI information in TI data books or data sheets is permissible only if reproduction is without alteration and is accompanied by all associated warranties, conditions, limitations, and notices. TI is not responsible or liable for such altered documentation. Information of third parties may be subject to additional restrictions.

Resale of TI components or services with statements different from or beyond the parameters stated by TI for that component or service voids all express and any implied warranties for the associated TI component or service and is an unfair and deceptive business practice. TI is not responsible or liable for any such statements.

Buyer acknowledges and agrees that it is solely responsible for compliance with all legal, regulatory and safety-related requirements concerning its products, and any use of TI components in its applications, notwithstanding any applications-related information or support that may be provided by TI. Buyer represents and agrees that it has all the necessary expertise to create and implement safeguards which anticipate dangerous consequences of failures, monitor failures and their consequences, lessen the likelihood of failures that might cause harm and take appropriate remedial actions. Buyer will fully indemnify TI and its representatives against any damages arising out of the use of any TI components in safety-critical applications.

In some cases, TI components may be promoted specifically to facilitate safety-related applications. With such components, TI's goal is to help enable customers to design and create their own end-product solutions that meet applicable functional safety standards and requirements. Nonetheless, such components are subject to these terms.

No TI components are authorized for use in FDA Class III (or similar life-critical medical equipment) unless authorized officers of the parties have executed a special agreement specifically governing such use.

Only those TI components which TI has specifically designated as military grade or "enhanced plastic" are designed and intended for use in military/aerospace applications or environments. Buyer acknowledges and agrees that any military or aerospace use of TI components which have **not** been so designated is solely at the Buyer's risk, and that Buyer is solely responsible for compliance with all legal and regulatory requirements in connection with such use.

TI has specifically designated certain components as meeting ISO/TS16949 requirements, mainly for automotive use. In any case of use of non-designated products, TI will not be responsible for any failure to meet ISO/TS16949.

### Products

Audio	<a href="http://www.ti.com/audio">www.ti.com/audio</a>
Amplifiers	<a href="http://amplifier.ti.com">amplifier.ti.com</a>
Data Converters	<a href="http://dataconverter.ti.com">dataconverter.ti.com</a>
DLP® Products	<a href="http://www.dlp.com">www.dlp.com</a>
DSP	<a href="http://dsp.ti.com">dsp.ti.com</a>
Clocks and Timers	<a href="http://www.ti.com/clocks">www.ti.com/clocks</a>
Interface	<a href="http://interface.ti.com">interface.ti.com</a>
Logic	<a href="http://logic.ti.com">logic.ti.com</a>
Power Mgmt	<a href="http://power.ti.com">power.ti.com</a>
Microcontrollers	<a href="http://microcontroller.ti.com">microcontroller.ti.com</a>
RFID	<a href="http://www.ti-rfid.com">www.ti-rfid.com</a>
OMAP Applications Processors	<a href="http://www.ti.com/omap">www.ti.com/omap</a>
Wireless Connectivity	<a href="http://www.ti.com/wirelessconnectivity">www.ti.com/wirelessconnectivity</a>

### Applications

Automotive and Transportation	<a href="http://www.ti.com/automotive">www.ti.com/automotive</a>
Communications and Telecom	<a href="http://www.ti.com/communications">www.ti.com/communications</a>
Computers and Peripherals	<a href="http://www.ti.com/computers">www.ti.com/computers</a>
Consumer Electronics	<a href="http://www.ti.com/consumer-apps">www.ti.com/consumer-apps</a>
Energy and Lighting	<a href="http://www.ti.com/energy">www.ti.com/energy</a>
Industrial	<a href="http://www.ti.com/industrial">www.ti.com/industrial</a>
Medical	<a href="http://www.ti.com/medical">www.ti.com/medical</a>
Security	<a href="http://www.ti.com/security">www.ti.com/security</a>
Space, Avionics and Defense	<a href="http://www.ti.com/space-avionics-defense">www.ti.com/space-avionics-defense</a>
Video and Imaging	<a href="http://www.ti.com/video">www.ti.com/video</a>

### TI E2E Community

[e2e.ti.com](http://e2e.ti.com)