



1 Ultrasonic Applications

Ultrasonic sound waves are vibrations at a frequency above the range of human hearing (>20 kHz) that can travel through a variety of mediums (air or fluid). Techniques like time of flight or Doppler are used to measure flow, detect objects, perform concentration analysis, and measure distances, all without making physical contact. Ultrasonic sensors can be used to detect a wide variety of materials regardless of shape, transparency, or color

Texas Instruments MSP430™ microcontrollers offer a low-cost single-chip solution with integrated ultrasonic sensing analog front end that is easy to use and flexible for developing various applications. Its unique waveform-capturing technology with high-speed ADC and cross correlation method enables high-accuracy measurements with low power.

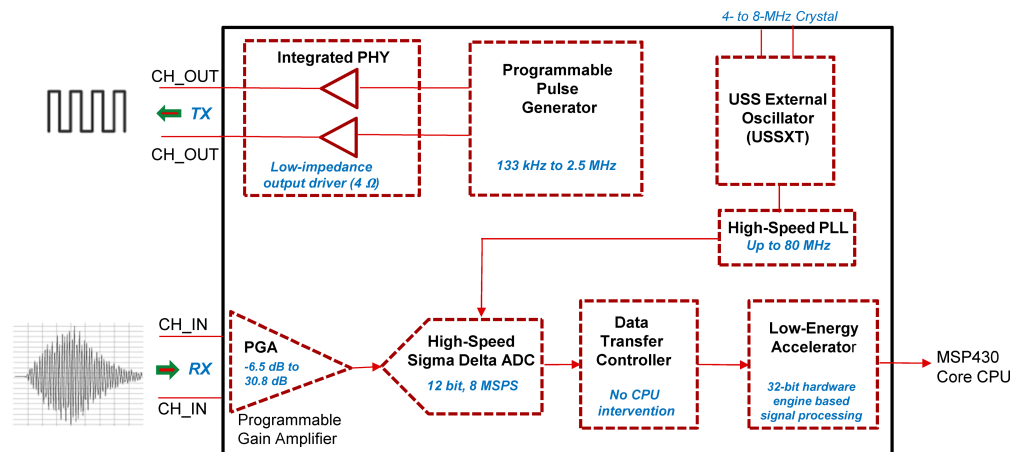


Figure 1-1. Ultrasonic Sensing Subsystem Analog Front End (AFE)

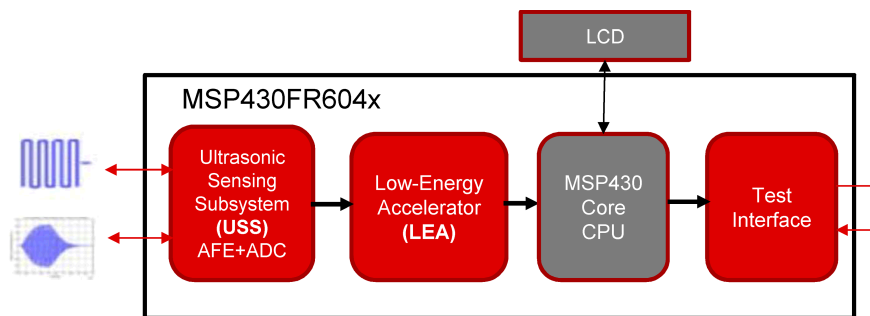


Figure 1-2. Single-Chip Integrated MCU With USS AFE

Figure 1-3 shows various sensing modalities and applications that can be developed with MSP430 MCUs.

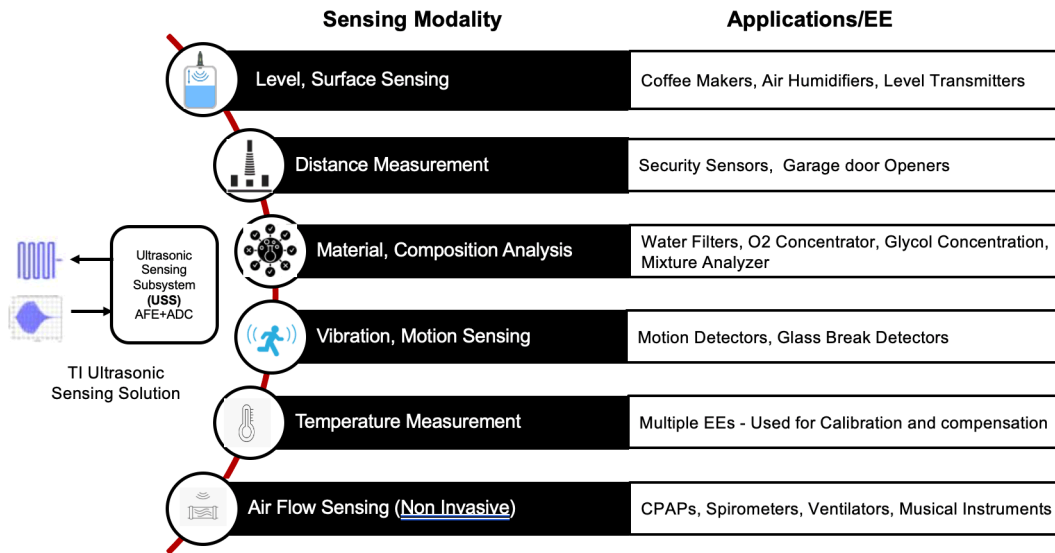


Figure 1-3. Ultrasonic Applications

TI offers development tools that help engineers for quick development and prototype.

Figure 1-4 shows the hardware EVM ([EVM430-FR6043](#)) and software development ([Ultrasonic Design Center](#)) ecosystem.

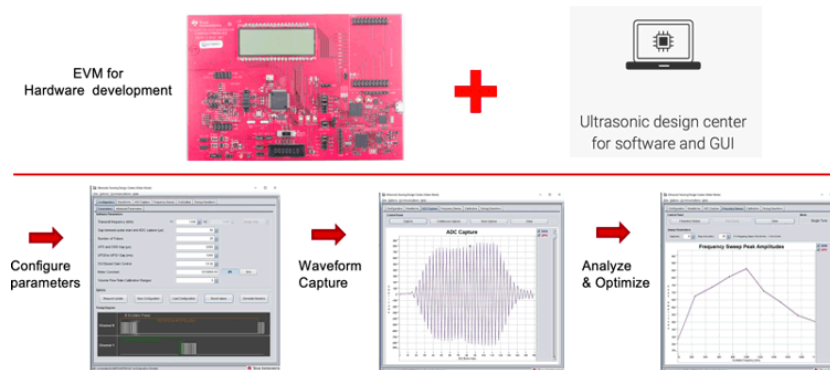


Figure 1-4. Development Ecosystem

Also, check out the following recently released application notes for quick demonstration and evaluation:

[High resolution ultrasonic liquid level sensing](#)

Cost-effective liquid level sensing measurements with 25 μ A of current consumption and high resolution (20 microns).

[Liquid concentration sensing](#)

Uses frequency information to determine the ultrasonic time of flight with much higher accuracy than existing TDC based techniques (solution explained enables accuracies of $\pm 0.01\%$ when measuring salt concentrations).

[High-resolution anemometer](#)

Sense small changes in air currents sensitive enough to detect doors opening and closing inside a home, or to measure air flow and temperature in HVAC systems.

Ultrasonic surface sensing

Contactless surface sensing solution useful for brake monitors, structural monitoring of bridges and buildings (during winds and earthquakes), machine material monitoring including paper counting for 2D printers, spool sensing for 3D printers, and production line profile scanning. The test setup described in this paper can sense changes in the absolute time of flight of less than 50 ns (0.01%).

Ultrasonic leak detection

Ultrasonic technology is well suited for leak detection because differences in the speed of sound in a water pipe can give enough resolution to detect small leaks that mechanical meters cannot. The experiment in this paper can sense a delta time of flight from a mean of 15 ps to 30 ps for 1 drop per second.

Oxygen Concentration Sensing

This document demonstrates the capability of sensing oxygen concentrations to within 0.8% of reading value at a scale of 21% to 96%, with a response time of 78 ms and power consumption of 660 μ W at 10 samples/second. This technology is not limited to just oxygen sensing, it can also be used for other gases such as nitrogen, hydrogen, nitrous oxide, carbon dioxide, argon, and helium. These sensors are commonly found in ventilators, concentrators, and combustion monitors

For more information, visit www.ti.com/ultrasonicmcus, www.ti.com/product/msp430fr5043.

IMPORTANT NOTICE AND DISCLAIMER

TI PROVIDES TECHNICAL AND RELIABILITY DATA (INCLUDING DATA SHEETS), DESIGN RESOURCES (INCLUDING REFERENCE DESIGNS), APPLICATION OR OTHER DESIGN ADVICE, WEB TOOLS, SAFETY INFORMATION, AND OTHER RESOURCES "AS IS" AND WITH ALL FAULTS, AND DISCLAIMS ALL WARRANTIES, EXPRESS AND IMPLIED, INCLUDING WITHOUT LIMITATION ANY IMPLIED WARRANTIES OF MERCHANTABILITY, FITNESS FOR A PARTICULAR PURPOSE OR NON-INFRINGEMENT OF THIRD PARTY INTELLECTUAL PROPERTY RIGHTS.

These resources are intended for skilled developers designing with TI products. You are solely responsible for (1) selecting the appropriate TI products for your application, (2) designing, validating and testing your application, and (3) ensuring your application meets applicable standards, and any other safety, security, regulatory or other requirements.

These resources are subject to change without notice. TI grants you permission to use these resources only for development of an application that uses the TI products described in the resource. Other reproduction and display of these resources is prohibited. No license is granted to any other TI intellectual property right or to any third party intellectual property right. TI disclaims responsibility for, and you will fully indemnify TI and its representatives against, any claims, damages, costs, losses, and liabilities arising out of your use of these resources.

TI's products are provided subject to [TI's Terms of Sale](#) or other applicable terms available either on ti.com or provided in conjunction with such TI products. TI's provision of these resources does not expand or otherwise alter TI's applicable warranties or warranty disclaimers for TI products.

TI objects to and rejects any additional or different terms you may have proposed.

Mailing Address: Texas Instruments, Post Office Box 655303, Dallas, Texas 75265
Copyright © 2022, Texas Instruments Incorporated