

# Multicore SoCs stay a step ahead of SoC FPGAs



**Punya Prakash**  
*Marketing Manager*

**Ellen Blinka**  
*Marketing Manager*

**Snehaprabha Narnakaje**  
*Product Manager*

**Arnon Friedmann**  
*Business Manager*

**Keegan Garcia**  
*Marketing Manager*

**Robert Ferguson**  
*Business Manager & Marketing Director*

*Texas Instruments*

## Executive summary

---

Historically, the differences between a system-on-a-chip (SoC) and a field programmable gate array (FPGA) were fairly obvious. Certainly there was overlap and they competed against each other in some applications, but by and large the two technologies followed their own paths. Now though, the creative marketing of FPGA vendors could suggest that they are on a collision course and are interchangeable. Nothing could be further from the truth.

Early in their evolution, FPGAs were perceived by design engineers as simply configurable logic gates which could be applied in mundane and often repetitive operations in low-volume systems that could not justify the greater expense of an application-specific integrated circuit (ASIC). Recently, the integration of ARM<sup>®</sup> Cortex<sup>®</sup>-A cores into FPGAs and compute-intense cores could lead one to believe that the paths of true multicore SoCs and these so-called FPGA SoCs had converged. A closer examination reveals that in reality they are still very far apart and that true multicore SoCs offer increasing advantages in those critical areas required by today's demanding products.

## From FPGAs to FPGA SoCs

---

The first FPGAs resulted from research in the 1980s on re-configurable computing. In the mid-80s, patents were granted on innovations such as logic gates, arrays and blocks. Several companies quickly capitalized on these foundational technologies and the FPGA industry grew rapidly. Over the course of the 1990s and into the new century, the capacity of FPGAs in terms of the number of gates supported, complexity and processing speeds advanced considerably.

When FPGAs were first created they were mostly deployed as a replacement for discrete glue logic on circuit boards, but as their capacities increased they made their way into more demanding applications in telecommunications, networking, industrial, test and measurement, automotive, avionics and defense, and others. The most recent evolutionary phase for FPGAs has been to include off-the-shelf

processing cores such as one or more ARM cores at the factory, as well as unique cores meant to replicate digital signal processors (DSPs). The resulting device has been called the FPGA SoC. The clear intent of these developments has been to position FPGAs against true multicore SoCs in those demanding applications where over the last decade multicore SoCs have continued to enhance their technological advantages and increase their market share.

While FPGA technology was evolving, multicore SoC innovation and sophisticated architectures were accelerating at an even faster rate. Multicore SoCs advanced in terms of their peripherals, interfaces, processing prowess, various on-chip resources and a simplified way to manage data flow and communication among resources. These SoCs extended programming flexibility with the inclusion of floating-point DSPs, while FPGA vendors were using a hardened floating-point DSP, resulting in design limitations. The expansion of features for multicore SoCs was done with the

intent of providing the flexibility to meet the needs of multiple markets.

As the name implies, the lofty goal of multicore SoCs has been to place all of the resources needed to implement a system in one device. That meant overcoming the daunting challenges of integrating digital logic, analog capabilities, market-required peripherals, signal-processing cores, memory, digital front ends (DFEs) with digital down converter-up converter (DDUC), high-speed industry-standard interfaces like JESD2042B and a communication fabric so data could flow freely—all on one piece of silicon. In addition, a significant requirement of many system designers has been the inclusion of several diverse types of processing units, such as general-purpose processors (GPPs), graphical processing units (GPU), DSPs, network processing units (NPU), real-time processing elements such as the programmable real-time unit (PRU-ICSS), fast Fourier transform coprocessors (FFTCs) and others in one system. Eventually, what was once multiple discrete processing devices in a system evolved into

diverse processing cores integrated into a single multicore SoC that was typically a part of a larger SoC platform with multiple variations. If achieving all of this was not impressive enough, the most critical aspect of such a complex and powerful SoC are the data paths and data flow. These become critical when considering the wide range of markets and applications which can be served by the same SoC/ SoC platform based on its programmability and flexibility. Since multicore SoCs are ideal for multiple markets, great consideration is taken during the design phase to account for multiple data paths, and how to pass, process, and then access the data from multiple locations and within the multicore SoC.

Multicore SoCs have been designed with the ability to have multiple data paths, such that data paths can be varied based on application and requirements. As shown in Figure 1, incoming data to be processed can follow an almost infinite number of flows.

## Configurability, re-configurability and programmability

In certain respects, both multicore SoCs and FPGA SoCs are configurable, re-configurable and programmable, but the two technologies differ in how they go about achieving each of these goals and the degree to which each goal is achieved.

### Configurability

FPGAs in general are known for their configurability. After a lengthy development cycle, the gates that make up an FPGA are configured to meet the requirements of developers. In the case of FPGA SoCs, developers would configure or insert intellectual property (IP) blocks around the already

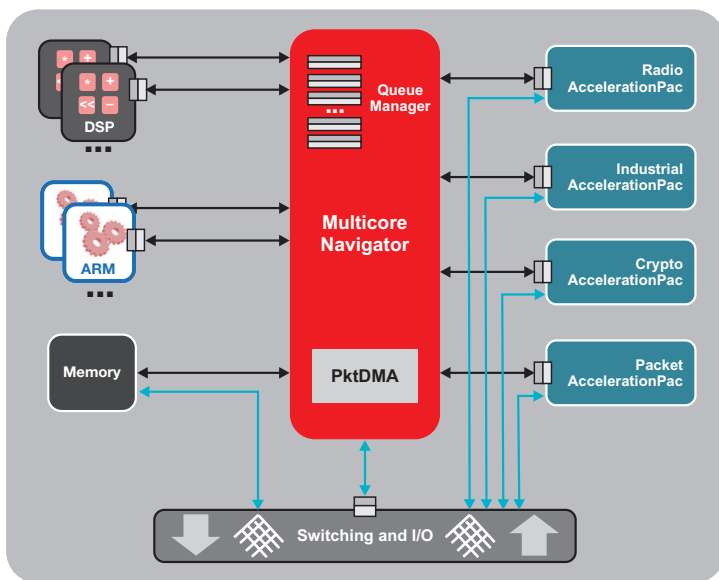


Figure 1: With multicore SoCs there are numerous datapath options. In this figure the blue arrows represent where incoming data may be sent to be stored or processed, and the black arrows show the complete accessibility of data.

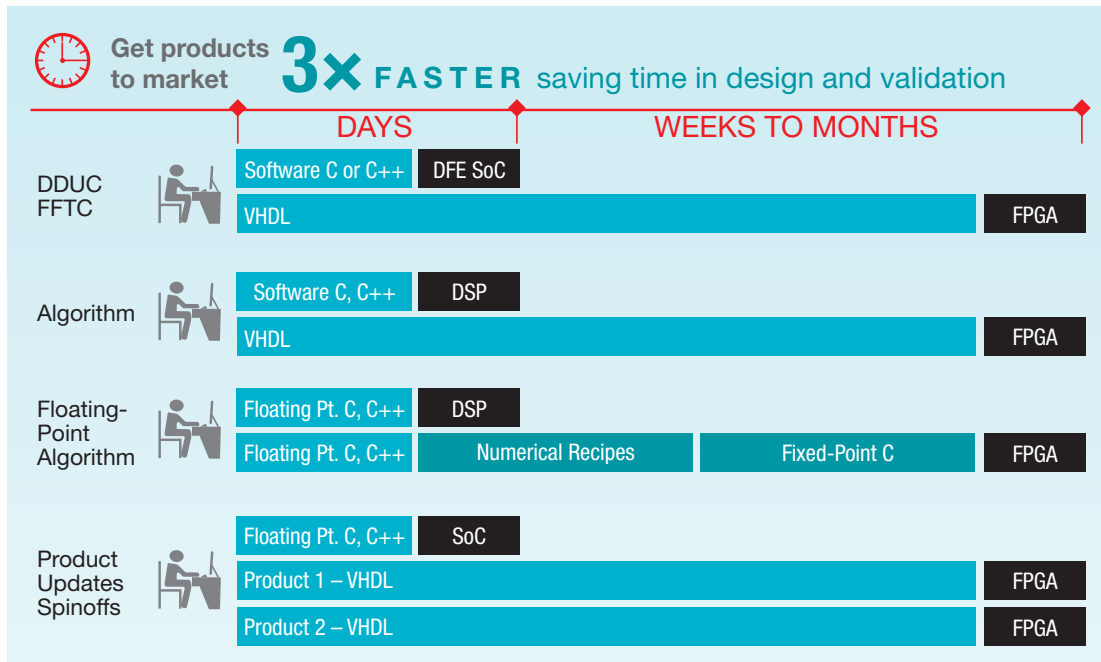


Figure 2: Fast time to market and product scalability enabled by software programmability with high-performance technology

integrated resources, such as the processing cores. Some gates would be configured as data flow channels connecting the functional blocks.

From a functional standpoint, the resources that make up multicore SoCs are easily configurable. Developers are able to allocate resources like processing cores, memory, data flow channels and others to meet system requirements. For example, the SoC might be configured so that a certain core that performs memory-intensive operations has dedicated memory resources and a wideband connection to this memory while other cores share the remaining memory.

### Re-configurability

In many applications and market segments re-configurability is just as important as configurability, if not more so. FPGA SoCs are somewhat limited when it comes to re-configurability. The processing cores can be reprogrammed to operate differently but the data flows originally configured on an

FPGA SoC can only be re-configured through a totally new design cycle where the chip's gates will be re-allocated to a new architecture. Moreover, beyond a simple daisy-chain connection, there is no easy way to redirect or reroute the data

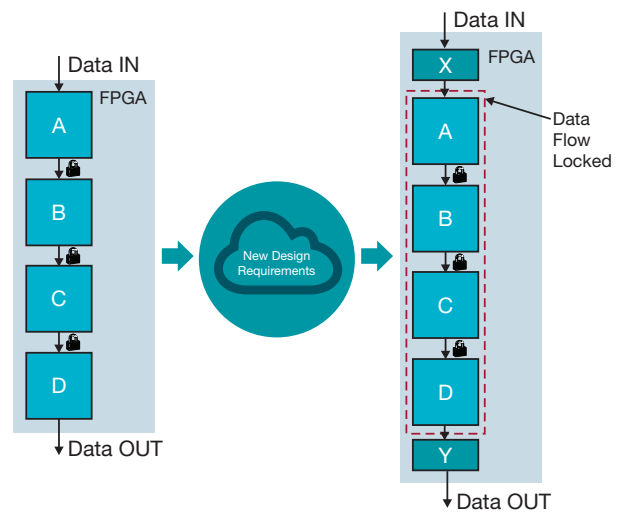


Figure 3: Existing data flow blocks A, B, C, and D are locked in place and the implementation of new data flow blocks X and Y are limited to being placed before or after the existing data flow

flow connections already configured on an FPGA SoC to accommodate the addition of a new functional block.

When new requirements are put on an existing FPGA design, engineers are limited to adding block elements outside of the original data flow unless the architecture is redesigned and existing gate resources are re-allocated. Adding to or modifying an FPGA data flow is an inflexible and inefficient effort; in Figure 3, existing data flow blocks A, B, C, and D are locked in place and the implementation of new data flow blocks X and Y are limited to being placed before or after the existing data flow.

In contrast, multicore SoCs can be re-configured in much the same way as they were initially configured by simply loading new firmware and software to allocate the chip's resources in a different manner. On-chip memory might be re-allocated for greater efficiencies or the data flows adjusted to correct unforeseen bottlenecks. Because the resources are already on the device, re-configuring a multicore SoC is simply a matter of allocating these resources in a different way by updating the system's software.

## Programmability

In this regard, FPGA SoCs and multicore SoCs are similar, as the processing cores in both are programmable. Where multicore SoCs shine is their programmability at the system level. Altering the processing of the cores in an FPGA SoC is often futile unless the system data flows can be re-configured to accommodate the new processing procedures. And to change the data flows, the FPGA SoC must go through an entire development cycle again. Unlike an FPGA SoC, the processing cores, co-processors, accelerators and other processing engines in an SoC can be programmed in a relatively high-level language like C++ and the system-level data flows can be re-defined at the

same time. In fact, the software running on cores in an SoC has the ability to dynamically re-allocate data channels in response to the processing load, something an FPGA SoC would not be able to do.

## Pros and Cons

---

System designers of high-speed data acquisition systems in various markets will typically perform some sort of "pros and cons" evaluation of FPGA SoCs and multicore SoCs against a number of critical criteria such as the following.

Futureproofing is a critical consideration for several growing markets served by multicore SoCs and FPGAs. Essentially, futureproofing comes down to how easily system functionality can be altered. This can be required by updates to standards, new technologies or re-use in another application.

Another key consideration is data flow flexibility. Adding a functional block, for example, can often necessitate rerouting the data flow. Multicore SoCs typically have a wealth of on-chip data flow options to accommodate design changes. For example, TI's processors based on KeyStone™ II architecture include multiple EDMA channels and semaphores as well as other hardware modules for data flow: Packet DMA and queue manager. By comparison, altering the architecture of an FPGA SoC would trigger an entirely new design cycle.

The diversity of processors, co-processors and accelerators is also an important consideration for system architects. For more than a decade now, the providers of multicore SoCs have integrated different processor core types, co-processors and specialized task-specific accelerators into their heterogeneous multicore architectures. The intricacies of core-to-core communications, resource sharing, processing load distribution

across cores—all of these complexities and others have been resolved by multicore SoC suppliers. For example, TI's software development kit (SDK) provides tools for these multicore challenges along with example applications. Certainly many of these processor types are available as IP for integration into FPGA SoCs, but the system designers themselves would then face the challenge of resolving these communications, collaboration and resource allocation issues. And, in many cases, the expertise needed to do this can be quite specialized and not typically available on the staff of a system supplier.

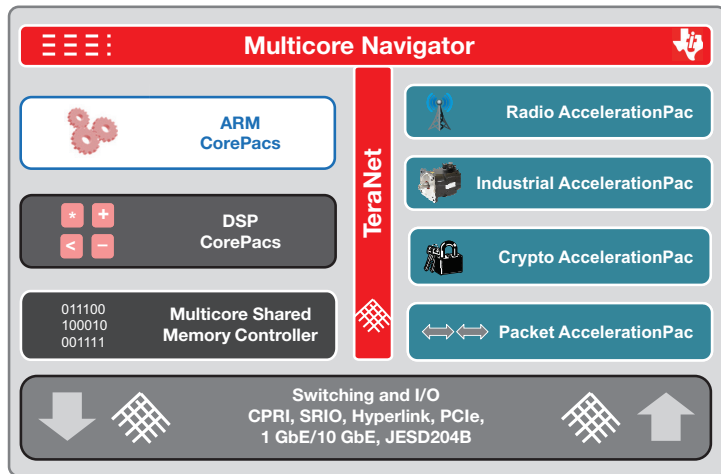


Figure 4: Block diagram of KeyStone architecture

Multicore SoCs based on KeyStone architecture (Figure 4) provide developers options that are the best of both worlds. They include multiple programmable cores which allow for customization and differentiation, while also providing hardware accelerators for optimal performance for dedicated functions. In most cases these hardware accelerators are also software programmable.

Power consumption is a major concern in many applications, especially mobile or thermally-constrained systems which may require no moving parts, for example cooling fans, for reliability reasons. Both FPGA SoCs and multicore

SoCs typically feature low-power ARM Cortex-A processing cores, but multicore SoCs are usually capable of greater granularity in their adaptive power management strategies, which are able to shut down or scale back the operations of system partitions to reduce power consumption further. Many multicore SoCs are commonly released with software to leverage the power management features of the SoC.

Especially in embedded applications, package size or footprint is an important criterion for system designers. FPGA SoC packaging is significantly larger than multicore SoC devices. Some SoCs come in packaging as small as 12 × 12 mm ball grid array (BGA) packages. In addition, SoCs are usually compatible with 3D stacked packaging or package-on-package structures.

System cost is another concern that can be reduced in SoCs in a number of ways. The higher levels of integration found in SoCs can consolidate functionality that had been previously accomplished in discrete devices. This reduces the bill of materials (BOM) cost and printed circuit board area.

For system suppliers, the cost of any technology cannot be measured solely by procurement costs. Over the course of a system's life cycle, the ease or complexity of its design and development cycle will also contribute cost to the product. Shorter, simpler development cycles reduce development costs and deliver a new system to market faster, avoiding those opportunity costs that result from a late product introduction. In contrast to the complexity of the FPGA multicore SoC's development cycle, the resources on a multicore SoC have already been integrated, characterized, validated and tested so that system designers can focus on configuring the system architecture, programming the application with competitive advantages and introducing a new product.



Feature/Benefit	Multicore SoC	FPGA SoC
Futureproofing	Easily reprogrammed	Redesign required
Data flow	Very flexible	Unchangeable without a re-design
Processor diversity	Already integrated, highly programmable	General-purpose cores already integrated. Additional core types available as IP, but integration and licenses required
Power consumption	Low-power ARM cores, fine-grain power management strategies possible	Low-power ARM cores, no inherent power management
Footprint	Small, compact, stackable packages	Large footprint
System cost	High integration reduces system cost and small footprint reduces PCB cost	Costly IP integration required, larger footprint requires larger PCB space
Cost of ownership	Shorter development cycle and faster time-to-market	More complex development
Time-to-market	Programmable resources shorten development cycles	Complex development cycle lengthens time-to-market

Table 1: Pros and cons of multicore SoCs and FPGA SoCs

## Use cases

In many of today's high-speed data acquisition applications, which are prevalent in vertical industries such as industrial automation, automotive, aerospace and avionics and test and measurement, multicore SoCs provide a system solution that can be rapidly deployed to the marketplace yet flexible enough to adapt to specific design requirements and to changing demands in the industry. The use cases briefly detailed below are specific to several of these vertical industries and highlight the capabilities of multicore SoCs that are particularly beneficial in each industry.

### Industrial automation

The industrial control and automation marketplace is dominated by several older serial fieldbus standards like PROFIBUS<sup>®</sup>, the CAN bus, Modbus<sup>®</sup> and CC-Link<sup>®</sup> and a few relatively new real-time Ethernet standards, including EtherCAT<sup>®</sup>, EtherNet/IP<sup>™</sup>, PROFINET<sup>®</sup>, POWERLINK and Sercos III. All of these standards have evolved over

several years, but they have continued to be updated and revised periodically. Additionally, redundancy layers using protocols such as IEC 62439-3 (HSR, PRP) are becoming more prevalent in order to improve reception of critical messages. As a result, the programmability of multicore SoCs helps them easily adapt to future changes, which is extremely beneficial to industrial control system suppliers who must be able to adapt their equipment to constantly changing

standards. With SoC-based systems, updates to a standard can often be handled by a remote software download to a real-time programmable element, while an FPGA SoC would likely need to be redesigned.

In addition to using software updates to upgrade to the latest version of a protocol after a standard is updated, multicore SoCs which integrate real-time programmable elements are more flexible than FPGA SoCs in that they can dynamically switch between protocols. TI Sitara<sup>™</sup> processors include a PRU-ICSS, which is comprised of RISC cores with dedicated I/O. The PRU-ICSS is capable of detecting the type of industrial Ethernet protocol being used in a situation, and then loading new firmware on the fly during runtime in order to match the detected industrial Ethernet protocol. An FPGA SoC, where a protocol implementation has to be hard-coded in gates, would have to have each separate protocol coded in separate gates to realize the same functionality. In the FPGA implementation, having the ability to run multiple protocols

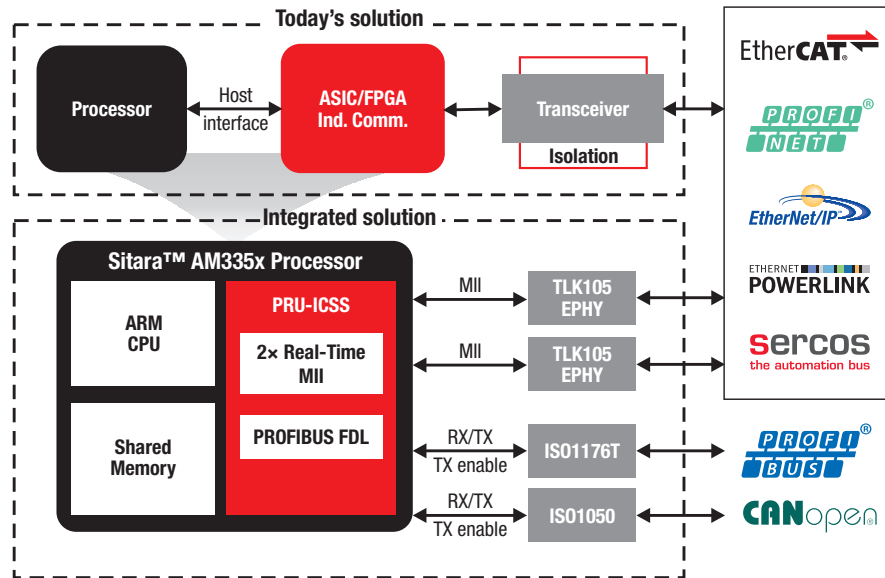


Figure 5: TI's PRU-ICSS that has been architected to implement the real-time communication technologies used in a broad range of industrial automation equipment

would translate into additional area per protocol supported, which increases the overall power consumption and size of the solution. Having a real-time programmable subsystem on a multicore SoC, by contrast, can be much more power efficient. TI's PRU-ICSS typically consumes less than 100 mW while supporting industrial Ethernet, motor position feedback or redundancy protocols.

Another key care-about for industrial control developers is data flow flexibility because bottlenecks in system architecture could be detrimental to the responsiveness or quality-of-service of the system. Low-cost FPGAs often have a limited number of I/O channels with limited bandwidth that must be allocated to different types of connections such as PCIe, Ethernet and others required by the system. In order to have enough channels and bandwidth to meet the needs of industrial control systems, it may be necessary to choose a larger FPGA SoC than would otherwise be needed for the application. In an industrial control system, the FPGA's channels would connect it to

an external processor or microcontroller that would be running the industrial control software. This is a particular problem for protocols like PROFINET or EtherNet/IP which involve intense packet processing with tight latency constraints. In contrast to this architecture, some multicore SoCs can execute the industrial control software and the rest of the system on a single SoC by using their ARM Cortex®-A cores to run industrial protocol stacks while real-time programmable elements, such as PRU-ICSS, can handle the time-critical portions of the communication protocols, eliminating a second device entirely. These programmable real-time engines can often be tuned to the requirements of a certain industrial real-time Ethernet protocol stack. In addition, SoCs typically feature a communications fabric with multiple high-bandwidth channels connecting the cores and limiting the possibilities of bottlenecks. TI's multicore SoCs feature an internal interconnect and memory hierarchy that is designed for low-latency communications and is tested with multiple use cases and protocols.



## Automotive

In the automotive industry low power consumption is a necessity in many applications such as advanced driver assistance systems (ADAS), hybrid/electric powertrains and others. The low-power architectures of SoCs as well as their sophisticated power-management capabilities are critical in these types of applications. In addition, accelerators and specialized processors that are available in SoCs mean that automotive system designers can maximize processing capabilities while minimizing power consumption. In vision systems, for example, engineers can employ an SoC with an embedded vision engine (EVE) and one or more DSPs to implement a system with optimal processing capabilities per watt of power consumed. In real-time systems like automotive applications, these supplemental processing engines play a major role in eliminating latencies and ensuring deterministic responsiveness. Many of these specialized processing engines are not available as IP for integration into FPGA SoCs. A full-scale development effort would be required to include them in an automotive FPGA SoC.

Power management strategies are also critical for addressing thermal issues, which often come into play in embedded systems. For example, a rear-view camera is typically housed in a very small compartment. Without sensibly managing the thermal issues in such a small space, the system would likely overheat and become unreliable.

Futureproofing is another high priority in the automotive industry where the introduction of new features and functionality is often an annual occurrence. With the programmability and architectural re-configurability of multicore SoCs, features can be updated or new functionality incorporated into an existing system relatively

easily. Moreover, the ease of programming SoCs also enables significant reuse among automotive subsystems, reducing development and maintenance costs as well as accelerating time-to-market. For example, object detection functionality developed for a high-end premium car's front camera system might be redeployed in the car's rear camera or surround view systems as well. In addition, the scalability of a SoC-based system would allow it to be reused in mid-range or low-end models, too.

Functional safety is a paramount concern for automotive engineers. Multicore SoCs have a number of features that ensure their reliability, including single-bit parity checks, multibit error correcting code, redundant processors, cyclical redundancy checking, built-in self-test for logic and memory, and others safety features.

## Aerospace and avionics

Many aerospace and avionic embedded systems require an optimal combination of low power consumption, system cost and sophisticated high-speed processing. Demanding applications like synthetic aperture radar (SAR) and phased array radar place unique and very stringent requirements on size, weight and power, and cost (SWaP-C), to the point where one metric cannot be sacrificed for another. Balancing power consumption and processing power is challenging, but many multicore SoCs include adaptive power management technology that ensures the greatest processing power per watt in a given footprint.

In addition, system costs are usually reduced because of the high level of integration in some SoCs. Integrating a DFE for DDUC and filtering capabilities as well as high-speed serializer/deserializer (SerDes) like JESD204B for interfacing to high-speed data converters will typically reduce

system costs by as much as 50 percent and PCB space requirements by 66 percent.

## Test and measurement

The test and measurement (T&M) market is composed of a wide range of different kinds of systems from portable handheld devices to rack-mounted equipment. The scalability and futureproofing features of multicore SoCs make them an effective solution for designers of T&M systems, such as oscilloscopes, spectrum analyzers, signal and logic analyzers and various types of equipment for mechanical testing like non-destructive testing, industrial X-rays, materials testing and precision measurements.

Many of today's T&M devices and equipment are deployed in fast-paced industries like electronics, computers and communications where the rate of change resulting from the introduction of new technologies can be challenging. As a result, designers of T&M systems value the programmability of SoCs because their systems must be able to quickly adapt to new technologies as they emerge. Often, T&M systems must be able to be upgraded or enhanced through a firmware update in the field.

## Conclusions

---

Multicore SoCs, with their high level of off-the-shelf functional integration are an excellent match for the requirements of high-speed data acquisition markets. The recent integration into SoCs of digital front ends, diverse and often specialized processing cores, high-speed serial interfaces like JESD204B, PCI Express, Gigabit Ethernet, USB and SPI, and other system resources simplifies system designs and enables a truly futureproof implementation.

While FPGA SoC vendors have improved their offerings by integrating cores to mimic a true multicore SoC, these two types of devices actually remain far apart. True multicore SoCs maintain a substantial lead in terms of their ready-to-deploy and easily programmable processing functionality, high-bandwidth data flow resources, an extensive list of processing engines, co-processors and accelerators, on-chip peripherals interfaces and much more. This is especially true in certain market segments that place a premium on high-speed data acquisition and powerful processing, such as industrial automation and control, automotive, aerospace and avionics, and test and measurement.

Important Notice: The products and services of Texas Instruments Incorporated and its subsidiaries described herein are sold subject to TI's standard terms and conditions of sale. Customers are advised to obtain the most current and complete information about TI products and services before placing orders. TI assumes no liability for applications assistance, customer's applications or product designs, software performance, or infringement of patents. The publication of information regarding any other company's products or services does not constitute TI's approval, warranty or endorsement thereof.

The platform bar, KeyStone and Sitara are trademarks of Texas Instruments. All other trademarks are the property of their respective owners.

## IMPORTANT NOTICE

Texas Instruments Incorporated and its subsidiaries (TI) reserve the right to make corrections, enhancements, improvements and other changes to its semiconductor products and services per JESD46, latest issue, and to discontinue any product or service per JESD48, latest issue. Buyers should obtain the latest relevant information before placing orders and should verify that such information is current and complete. All semiconductor products (also referred to herein as "components") are sold subject to TI's terms and conditions of sale supplied at the time of order acknowledgment.

TI warrants performance of its components to the specifications applicable at the time of sale, in accordance with the warranty in TI's terms and conditions of sale of semiconductor products. Testing and other quality control techniques are used to the extent TI deems necessary to support this warranty. Except where mandated by applicable law, testing of all parameters of each component is not necessarily performed.

TI assumes no liability for applications assistance or the design of Buyers' products. Buyers are responsible for their products and applications using TI components. To minimize the risks associated with Buyers' products and applications, Buyers should provide adequate design and operating safeguards.

TI does not warrant or represent that any license, either express or implied, is granted under any patent right, copyright, mask work right, or other intellectual property right relating to any combination, machine, or process in which TI components or services are used. Information published by TI regarding third-party products or services does not constitute a license to use such products or services or a warranty or endorsement thereof. Use of such information may require a license from a third party under the patents or other intellectual property of the third party, or a license from TI under the patents or other intellectual property of TI.

Reproduction of significant portions of TI information in TI data books or data sheets is permissible only if reproduction is without alteration and is accompanied by all associated warranties, conditions, limitations, and notices. TI is not responsible or liable for such altered documentation. Information of third parties may be subject to additional restrictions.

Resale of TI components or services with statements different from or beyond the parameters stated by TI for that component or service voids all express and any implied warranties for the associated TI component or service and is an unfair and deceptive business practice. TI is not responsible or liable for any such statements.

Buyer acknowledges and agrees that it is solely responsible for compliance with all legal, regulatory and safety-related requirements concerning its products, and any use of TI components in its applications, notwithstanding any applications-related information or support that may be provided by TI. Buyer represents and agrees that it has all the necessary expertise to create and implement safeguards which anticipate dangerous consequences of failures, monitor failures and their consequences, lessen the likelihood of failures that might cause harm and take appropriate remedial actions. Buyer will fully indemnify TI and its representatives against any damages arising out of the use of any TI components in safety-critical applications.

In some cases, TI components may be promoted specifically to facilitate safety-related applications. With such components, TI's goal is to help enable customers to design and create their own end-product solutions that meet applicable functional safety standards and requirements. Nonetheless, such components are subject to these terms.

No TI components are authorized for use in FDA Class III (or similar life-critical medical equipment) unless authorized officers of the parties have executed a special agreement specifically governing such use.

Only those TI components which TI has specifically designated as military grade or "enhanced plastic" are designed and intended for use in military/aerospace applications or environments. Buyer acknowledges and agrees that any military or aerospace use of TI components which have **not** been so designated is solely at the Buyer's risk, and that Buyer is solely responsible for compliance with all legal and regulatory requirements in connection with such use.

TI has specifically designated certain components as meeting ISO/TS16949 requirements, mainly for automotive use. In any case of use of non-designated products, TI will not be responsible for any failure to meet ISO/TS16949.

### Products

Audio	<a href="http://www.ti.com/audio">www.ti.com/audio</a>
Amplifiers	<a href="http://amplifier.ti.com">amplifier.ti.com</a>
Data Converters	<a href="http://dataconverter.ti.com">dataconverter.ti.com</a>
DLP® Products	<a href="http://www.dlp.com">www.dlp.com</a>
DSP	<a href="http://dsp.ti.com">dsp.ti.com</a>
Clocks and Timers	<a href="http://www.ti.com/clocks">www.ti.com/clocks</a>
Interface	<a href="http://interface.ti.com">interface.ti.com</a>
Logic	<a href="http://logic.ti.com">logic.ti.com</a>
Power Mgmt	<a href="http://power.ti.com">power.ti.com</a>
Microcontrollers	<a href="http://microcontroller.ti.com">microcontroller.ti.com</a>
RFID	<a href="http://www.ti-rfid.com">www.ti-rfid.com</a>
OMAP Applications Processors	<a href="http://www.ti.com/omap">www.ti.com/omap</a>
Wireless Connectivity	<a href="http://www.ti.com/wirelessconnectivity">www.ti.com/wirelessconnectivity</a>

### Applications

Automotive and Transportation	<a href="http://www.ti.com/automotive">www.ti.com/automotive</a>
Communications and Telecom	<a href="http://www.ti.com/communications">www.ti.com/communications</a>
Computers and Peripherals	<a href="http://www.ti.com/computers">www.ti.com/computers</a>
Consumer Electronics	<a href="http://www.ti.com/consumer-apps">www.ti.com/consumer-apps</a>
Energy and Lighting	<a href="http://www.ti.com/energy">www.ti.com/energy</a>
Industrial	<a href="http://www.ti.com/industrial">www.ti.com/industrial</a>
Medical	<a href="http://www.ti.com/medical">www.ti.com/medical</a>
Security	<a href="http://www.ti.com/security">www.ti.com/security</a>
Space, Avionics and Defense	<a href="http://www.ti.com/space-avionics-defense">www.ti.com/space-avionics-defense</a>
Video and Imaging	<a href="http://www.ti.com/video">www.ti.com/video</a>

### TI E2E Community

[e2e.ti.com](http://e2e.ti.com)